

THE DARK TRIAD AND COUNTERPRODUCTIVE WORK BEHAVIORS:
ORGANIZATIONAL CULTURE AS A MODERATOR

A THESIS SUBMITTED TO
THE GRADUATE SCHOOL OF SOCIAL SCIENCES
OF
MIDDLE EAST TECHNICAL UNIVERSITY



BY

MELİS GÜLERDİ

IN PARTIAL FULFILLMENT OF THE REQUIREMENTS
FOR
THE DEGREE OF MASTER OF SCIENCE
IN
THE DEPARTMENT OF PSYCHOLOGY

JANUARY 2020

Approval of the Graduate School of Social Sciences

Prof. Dr. Yaşar Kondakçı
Director

I certify that this thesis satisfies all the requirements as a thesis for the degree of Master of Science.

Prof. Dr. Sibel Kazak Berument
Head of Department

This is to certify that we have read this thesis and that in our opinion it is fully adequate, in scope and quality, as a thesis for the degree of Master of Science.

Prof. Dr. H. Canan Sümer
Co-Supervisor

Assist. Prof. Dr. Yonca Toker
Supervisor

Examining Committee Members

Assist. Prof. Dr. Başak Ok (Ankara Uni., PSİ)

Assist. Prof. Dr. Yonca Toker (METU, PSY)

Prof. Dr. Reyhan Bilgiç (METU, PSY)



I hereby declare that all information in this document has been obtained and presented in accordance with academic rules and ethical conduct. I also declare that, as required by these rules and conduct, I have fully cited and referenced all material and results that are not original to this work.

Name, Last name: Melis Gülerdi

Signature:

ABSTRACT

THE DARK TRIAD AND COUNTERPRODUCTIVE WORK BEHAVIORS: ORGANIZATIONAL CULTURE AS A MODERATOR

Gülerdi, Melis

M.Sc., Department of Psychology

Supervisor: Assist. Prof. Dr. Yonca Toker

Co-Supervisor: Prof. Dr. H. Canan Sümer

January 2020, 111 pages

Taking the frequency and cost of the counterproductive work behaviors (CWBs) into account, it is crucial for recruiters and leaders in the workplace to understand the mechanisms and factors that facilitate the emergence of CWBs. In addition to the HEXACO model which represents positive personality traits, the Dark Triad (DT) (i.e., Machiavellianism, narcissism, psychopathy) model has been an area of interest in searching for the antecedents of CWBs. In this study, the DT traits and organizational culture (OC) were included in the research to examine the predictors of perceived counterproductive work behaviors (PCWBs). There exists research examining the relationship between the DT and PCWBs. However, using Cameron and Quinn's (1999) Organizational Culture Assessment Instrument (OCAI) to examine of role of organizational culture (Market, Adhocracy, Hierarchy and Clan) in the DT-PCWBs relationship is relatively new. Hence, the purpose of this study is to investigate the DT-PCWB linkage and the moderating role of OC in this relationship. Data were collected from white-collar employees ($N = 308$) from ten different sectors through an online survey. The results of regression analyses revealed that, among the DT traits, narcissism and psychopathy significantly

positively predicted composite PCWBs. However, moderation analysis showed that, OC did not moderate any of the hypothesized relationships. The findings, along with the implications, limitations and suggestions for the future studies are discussed.

Keywords: Counterproductive Work Behaviors, the Dark Triad, Organizational Culture Assessment Inventory, Organizational Culture, Trait-Activation Theory.



ÖZ

KARANLIK ÜÇLÜ VE ÜRETİM KARŞITI İŞ DAVRANIŞLARI: ORGANİZASYONEL KÜLTÜRÜN MODERATÖR İLİŞKİSİ

Gülerdi, Melis

Yüksek Lisans, Psikoloji Bölümü

Tez Yöneticisi: Dr. Öğr. Üyesi Yonca Toker

Ortak Tez Yöneticisi: Prof. Dr. H. Canan Sümer

Ocak 2020, 111 sayfa

Üretim karşıtı iş davranışlarının sıklığı ve maliyeti dikkate alındığında, işe alım sürecinden sorumlu uzmanların ve karar vericilerin bu tür davranışların ortaya çıkmasını kolaylaştıran mekanizmaları ve faktörleri anlamaları çok önemlidir. Pozitif kişilik özelliklerini temsil eden HEXACO modeline ek olarak, Karanlık Üçlü (yani, Makyavelizm, narsisizm, psikopati) modeli üretim karşıtı iş davranışlarının öncüllerini araştırmak için ilgi alanı olmuştur. Bu çalışmada, algılanan üretim karşıtı iş davranışlarının yordayıcılarını incelemek için Karanlık Üçlü kişilik özellikleri ve örgüt kültürü araştırmaya dahil edilmiştir. Literatürde, Karanlık Üçlü kişilik özellikleri ve algılanan üretim dışı iş davranışlarının arasındaki ilişkiyi inceleyen araştırmalar bulunmaktadır, ancak çalışanların algıladıkları örgütsel kültürü (Pazar, Adhokrasi, Hiyerarşi ve Klan) anlamak için Cameron ve Quinn'in (1999) Kurum Kültürü Değerlendirme Aracı'nı (OCAI) kullanmak literatürde nispeten yenidir. Bu çalışmanın amacı, Karanlık Üçlü ve algılanan üretim karşıtı iş davranışlarının bağlantısını anlamak ve bu bağlantıda organizasyonel kültürün moderator rolünü incelemektir. Bu amaçla 10 farklı sektörden beyaz yakalı çalışanlardan oluşan bir örneklemden ($N = 308$) çevrimiçi bir anket yoluyla veri toplanmıştır. Regresyon

analizlerinin sonuçları, Karanlık Üçlü kişilik özellikleri arasında narsisizm ve psikopatinin algılanan üretim karşıtı iş davranışları kompozit değişkenini önemli ölçüde yordadığını göstermiştir. Bununla birlikte, düzenleyici değişken analizi, organizasyonel kültürün varsayılmış ilişkileri anlamlı bir şekilde etkilemediğini göstermiştir. Bulguların doğrularını, çalışmanın sınırlılıkları ve öneriler tartışma bölümünde ele alınmıştır.

Anahtar Kelimeler: Üretim Karşıtı İş Davranışları, Karanlık Üçlü, Kurum Kültürü Değerlendirme Aracı, Örgüt Kültürü, Özellik Aktivasyon Kuramı.





To My Parents

ACKNOWLEDGMENTS

I would first like to thank my thesis supervisor, Prof. Dr. H. Canan Sümer for her persistent academic guidance, supervision and encouraging support along this journey especially in the last four months of my thesis writing. Even if she has been retired from METU and moved to a different city in that critical months, Prof. Sümer did not stop supporting me, besides, she has been a contributor to the thesis' and my growth with a challenging and positive point of view. Without her endless patience and daring motivation, this thesis could not have been completed. Prof. Sümer had become my co-advisor later on, as a result of her retirement.

I wish to express my gratitude to, Assist. Prof. Dr. Yonca Toker for supporting me as a supervisor by sharing her valuable feedbacks and insights to the present work. Secondly, I would like to thank my Examining Committee members, Prof. Dr. Reyhan Bilgiç and Assoc. Prof. Dr. Başak Ok for sharing their valuable experiences and comments. Thank you for enlarging my point of view and contributing my graduate education of three and a half years.

I want to dedicate this thesis to my father Kemal Gülerdi, to my mother Meltem Gülerdi and my grandmother Öznur Ertem. Even if you are miles away from me, you are always a phone call away, making me feel you are with me. Your patience and trust in me have brought me here. I am so lucky to have you.

I am really lucky to have Süleyman Altuntaş in my life. He always believed in me. He was always by my side and never made any complaint about it. Thank you so much for being there, always.

I want to thank my I/O fellows, Yasemin Doğa Koç, Çağıl Özyurt, Öykü Koçoğlu, Meltem Düzgün and Burak Özkum. We have gone through the same challenges for three and a half years, and this journey would not be the same without you.

TABLE OF CONTENTS

PLAGIARISM.....	iii
ABSTRACT.....	iv
ÖZ.....	vi
DEDICATION.....	viii
ACKNOWLEDGEMENTS.....	ix
TABLE OF CONTENTS.....	x
LIST OF TABLES.....	xiii
LIST OF FIGURES.....	xiv
CHAPTER	
1. INTRODUCTION.....	1
1.1 Counterproductive Work Behaviors: Overview.....	1
1.1.1 Counterproductive Work Behaviors and Personality.....	5
1.2 The Dark Triad	9
1.3 Organizational Culture: Overview	17
1.3.1 Competing Values Framework.....	20
1.3.2 Cultures Nurturing the Dark Triad	23
1.4 Aim of the Study	32
2. METHOD.....	34
2.1 Participants	34
2.2 Instruments	36
2.2.1 Short Version of Dirty Dozen/ Karanlık Üçlü Kişilik Ölçeği.....	36
2.2.2 Perceived Counterproductive Work Behavior Scale/ Algılanan Üretim Karşıtı İş Davranışları Ölçeği.....	38
2.2.3 Organizational Culture Assessment Instrument/ Kurum Kültürü Değerlendirme Aracı	39
2.2.4 Demographic Information Form/ Demografik Bilgi Formu	39

2.3	Procedure.....	40
3.	RESULTS	41
3.1	Data Screening	41
3.2	Descriptive Statistics.....	42
3.3	Hypothesis Testing.....	45
4.	DISCUSSION	51
4.1	Overview	51
4.2	Discussion of Findings and Implications	51
4.3	Strengths/Contributions and Practical Implications.....	54
4.4	Limitations and Suggestions for Future Studies	55
	REFERENCES.....	57
	APPENDICES	
	A: APPROVAL OF THE METU HUMAN SUBJECTS ETHICS COMMITTEE ..	74
	B: INFORMED CONSENT FORM/ GÖNÜLLÜ KATILIM FORMU.....	75
	C: DEBRIEFING FORM/ KATILIM SONRASI BİLGİ FORMU.....	76
	D:PERCEIVED COUNTERPRODUCTIVE WORK BEHAVIOUR SCALE/ ALGILANAN ÜRETİM KARŞITI İŞ DAVRANIŞLARI ÖLÇEĞİ.....	77
	E: SHORT VERSION OF DIRTY DOZEN SCALE/ KARANLIK ÜÇLÜ KİŞİLİK ÖLÇEĞİ.....	85
	F: ORGANIZATIONAL CULTURE ASSESSMENT INVENTORY/ KURUM KÜLTÜRÜ DEĞERLENDİRME ARACI	88
	G: DEMOGRAPHIC INFORMATION FORM/ DEMOGRAFİK BİLGİ FORMU	94
	H: TURKISH SUMMARY/ TÜRKÇE ÖZET	95
	I: THESIS PERMISSION FORM/ TEZ İZİN FORMU	111

LIST OF TABLES

Table 1. Demographics of Categorical Variables in the Study	35
Table 2. Cronbach's Alphas and Descriptive Statistics of Study Variables	42
Table 3. Pearson Correlation Coefficients Between Study Variables.....	44
Table 4. Summary of Hierarchical Regression Analysis for the DT Predicting Attitudes Towards CWBs.....	46
Table 5. Simple Moderation Model for Machiavellianism and Hierarchy Culture on CWB Attitudes	47
Table 6. Simple Moderation Model for Narcissism and Adhocracy Culture on CWB Attitudes	48
Table 7. Simple Moderation Model for Narcissism and Market Culture on CWB Attitudes	49
Table 8. Simple Moderation Model for Psychopathy and Market Culture on CWB Attitudes	50

LIST OF FIGURES

Figure 1. The Competing Values Framework.....	21
Figure 2. The Proposed Model.....	33



CHAPTER 1

INTRODUCTION

1.1 Counterproductive Work Behaviors: Overview

Counterproductive work behaviors (CWBs) are deliberate actions that harm the organization or its members (O'Boyle, Forsyth, Banks, & McDaniel, 2012). Deviant behaviors include organizational CWB (CWB-O) with a variety of acts that can be directed toward organizations with a common theme of behaviors being harmful to the organization by directly affecting its functioning or property and interpersonal CWB (CWB-I) directed toward employees in a way that would reduce their effectiveness (Fox, Spector & Miles, 2001). CWB-O actions consist of destroying organizational property, work done incorrectly with purpose, and taking unauthorized work breaks; whereas hitting, insulting, and shouting at a co-worker are forms of CWB-I (Cohen, 2016). Robinson and Bennett (1995) named four categories of CWB as “Four P’s”: production deviance, property deviance, political deviance, and personal aggression. While the first two categories construe CWB-O, the latter two construe CWB-I. Another CWB classification has been developed by Spector and his associates (2006). In this classification CWB is categorized into five dimensions: *abuse* (harmful and nasty behaviors that affect other people), *product deviance* (deliberately doing one’s job incorrectly or allowing an error to occur), *sabotage* (destroying organizational property), *theft* (illegally taking the personal goods or possessions of another), and *withdrawal* (avoiding work, being late or absent).

CWB has mostly been studied as a global construct toward a more integrative treatment of the variety of CWBs (Dalal, 2005; Sackett, 2002; Sackett & DeVore, 2001). Complementing the behavior-specific literature of CWBs, it is necessary to

examine the CWBs as a global construct (Sackett, 2002). It has been reported that different forms CWBs are substantially positive correlated (Sackett & DeVore, 2001). Moreover, it is found that, the correlation between CWB-I and CWB-O components is .86 (Bennett & Robinson, 2000). This strong positive correlation has been reported in self-report studies, supervisory ratings and also in studies where objective measures of CWBs had been used (Marcus & Schuler, 2004). Using self-report data and supervisory ratings Gruys and Sackett (2003) found that correlations among CWB categories were positive and ranged from .17 to .71 with an average correlation of .43 (Gruys & Sackett, 2003). Furthermore, using self-report measurement, when CWBs categories were combined to generate an overall grand composite score of CWBs, internal consistency reliability was found to be .92 (Gruys, 1999). In short empirical evidence supports treating CWB as a unitary construct. Therefore, it can be expected that if a person is showing one type of CWB at the workplace, other types of CWBs are more likely to be engaged in (Gruys & Sackett, 2003). Sackett (2002) proposed that, although aggregated behavioral dimensions within a category have strong cross-category correlations, aggregated categories yield an overall CWB measure with internal consistency reliability between .80 and .90. Therefore, in this study, CWBs was treated as a global construct in hypothesis testing.

The common characteristics of CWBs are violation of the organizational interests and causing potential harm and loss for the organization as a whole or for its members (Marcus & Schuler, 2004). Harassment, incivility and abuse-type behaviors are also considered to be forms of CWB as they represent interpersonal deviance and have detrimental effects on mental and physical health of individuals (Lim, Cortine, & Magley, 2008). Spector and Fox (2005) stated that physical or psychological forms of abuse vary in terms of their severity and affect work satisfaction of employees in a negative way. CWBs are 'extra-role' behaviors distinct from core task behaviors and organizational citizenship behaviors (Rotundo & Sackett, 2002), which are too costly for organizations. CWB incidences have been found to be associated with low productivity, increased insurance costs, lost or damaged

property, increased turnover (Penney & Spector, 2002), and increased dissatisfaction and job stress (Hafidz, 2012). Those actions could be overt, such as aggression and theft, or more covert, passive acts, such as intentionally failing to follow instructions or doing work incorrectly (Fox, Spector, & Miles, 2001).

Organizational behavior research has focused on intentional behaviors of employees. To be called CWB, actions have to be intentional rather than accidental, independent of the outcomes (Fox et al., 2001). Furthermore, a decision or a choice to engage in a deviant behavior must be planned to harm (Fox, Spector & Miles, 2001). Moreover, to be able to categorize the harmful behavior as CWB, it does not have to end up with an undesirable outcome, the possibility of a detrimental consequence is enough to label that action as CWB. Therefore, according to Fox et al., there is subjectivity in perceiving and engaging in counterproductive behavior. In most of the studies in the CWB literature, CWBs are measured via questions regarding the frequency of engaging in those behaviors (Bennett & Robinson, 2000; Cohen & Diamant, 2019). However, measuring the level of engagement in a sensitive and somewhat intimidating variable is rather complex (Cohen & Diamant, 2019). The CWB scale involves potentially shaming inquiries, hence, it may cause employees underreport the frequency of their engagement in CWBs (Berry, Carpenter, & Barratt, 2012). The reason behind this can be the fear of being caught and punished or not wanting to describe themselves in negative terms (Lee, 1993 as cited in Berry et al., 2012). Although the anonymity is granted when CWBs are measured with self-report, social desirability bias still a potential problem (Bennett & Robinson, 2000). Respondents are found to be “faking good,” in return biasing the results (Bennett & Robinson, 2000). In Peterson and colleagues’ (2011) research, there was a significant correlation between faking and self-reported CWB. Presenting oneself under a socially desirable light is highly influential on the deflation of CWB ratings (Berry et al., 2007). Thus, in the literature, rather than measuring the engagement overtly, some researchers take a different perspective by measuring attitudes towards CWBs (e.g., Ağca, 2014; Gruys & Sackett, 2003). In Gruys and Sackett’s (2003) article, the reports of behavior are not asked but

behavioral intentions are asked. The reason behind is that when questions are directed this way, all items become equally applicable to all respondents, no matter what job they are doing or where they are working in, taking into account the context in which the participant would engage in such behaviors if they have had a chance (Gruys & Sackett, 2003). In the literature, there is a strong relationship between attitudes and behavior, suggesting that attitudes are predictive of behaviors as asserted in the Theory of Reasoned Action (Ajzen & Fishbein, 1977). Behaviors are found to be inconsistent as compared to the attitudes toward them as situational factors can decrease or increase the likelihood of performing those acts (Hanisch, Hulin, & Roznowski, 1998 as cited in Dalal, 2005). Employees' reported attitude toward CWBs and their self-reported actual CWBs are both accurate (Law & Zhou, 2014). Attitude has found to be a significant predictor of future CWBs as it is highly socially controversial (Law & Zhou, 2014). Thus, in the present study, attitudes towards CWBs is measured.

Taking the frequency and cost of CWBs (such as productivity loss, increased insurance costs, lost or damaged property and increased turnover, as well as increased dissatisfaction and job stress) into account, understanding the factors or mechanisms that facilitate emergence of such behaviors is crucial for recruiters and leaders in the workplace. Understanding the CWB antecedents can help organization to take the necessary precautions for such behaviors in the recruitment phase proactively before it becomes a problem (Moore et al., 2012). Berry et al. (2012) also argue that CWBs must be prevented to reduce the negative consequences such as decreased job satisfaction, increased stress, and intentions to quit.

In the literature, researchers have been searching for the potential predictors of CWBs for years. In search for the CWBs, antecedents can be classified into two general categories: external/organizational (e.g., workplace stressors, organizational culture, control system, opportunity to misbehave) and internal/individual (e.g., personality traits, employee attitudes) antecedents of CWB (Spector & Jex, 1998). Certain personality factors and values as individual differences variables have been implicated either in engaging in CWB or attitudes toward such behaviors (Fox,

Spector, & Miles, 2001). Among demographic variables, age and tenure were found to be negatively correlated with CWBs (Gruys, 1999; Marcus & Schuler, 2004) whereas education was found to be unrelated with CWBs.

According to job stress/emotion/CWB framework (Fox, Spector, & Miles, 2001), in the job context, there are job stressors and CWBs are responses to them as people continuously monitor and appraise the situation they are in. Job stressors stem from perceived threats in the context, causing negative emotions (e.g., anger, anxiety) (Spector, 1998, as cited in Fox et al. 2001). In the literature, job stressors can be counted as role conflict, role ambiguity, interpersonal conflict and situational constraints (Kahn et al., 1964; Spector, Dwyer, & Jex, 1998). Fox et al. argue that, individuals start with perceiving the situational cues in the environment which arouse negative emotions, leading the individuals to act counterproductively. Individuals shape their behaviors in an acceptable manner, as a result of any alarming cues gathered from the context. Personality appears to be a critical factor in shaping behavior and experiencing CWB in work organizations (Berry, Ones & Sackett, 2007; Zhou, Meier & Spector, 2014).

The focus of this paper will be on both external and internal antecedents of CWB. In the remaining of this chapter, first, the literature on the CWB-personality linkage will be reviewed. Second, a review of the literature on organizational culture as it relates to CWBs will be presented, and the chapter will end with the presentation of the hypotheses of the study.

1.1.1 Counterproductive Work Behaviors and Personality

Personality traits can be described as enduring dispositions and tendencies that make the individual act in certain ways (Phipps, Prieto, & Deis, 2015). Personality affects how individuals attribute and perceive the causes of events and whether they behave aggressively or counterproductively (Spector, 2011). Based on Phipps and colleagues' study, personality cannot be simplified into one solitary construct, rather, should be acknowledged as a group of attributes distinguishing people from one

another in terms of how they think, feel, and act.

Employees' traits influence their attitudes toward CWB and how they perceive others' attitudes about CWBs (Kamp & Brooks, 1991). There are many personality models used in the CWB literature, the Five-factor model (FFM; Costa & McCrae, 1985) being the widely used one (Berry, Ones, & Sackett, 2007). Studies suggest that the Big Five Factors operate as the internal antecedents of CWBs (Fox, Spector, & Miles, 2001). FFM is composed of extraversion, neuroticism, agreeableness, conscientiousness and openness to experience. Extraversion/introversion refers to the individuals' activity and excitement level (John & Srivastava, 1999) and it includes facets of warmth, gregariousness, assertiveness, excitement seeking, activity and positive emotions (Phipps et al. 2015). Neuroticism/emotional stability is described as being insecure and worrying and about the inclination to experience negative emotions (McCrae & Costa, 1987). Neuroticism/emotional stability includes anxiety, depression, hostility, self-consciousness, impulsiveness and vulnerability (Phipps, Prieto, & Deis, 2015). Being conscientiousness is about the individual's ability to plan for the future effectively by being responsible and organized (John & Srivastava, 1999). Those individuals are inclined to follow rules and be achievement-oriented (McCrae & Costa, 1987). Conscientiousness' facets include competence, order, dutifulness, achievement-striving, self-discipline and deliberation (Phipps, Prieto, & Deis, 2015). Agreeableness/antagonism refers to being cooperative, good-natured and trustful (John & Srivastava, 1999). The facets include trust, compliance, altruism, straightforwardness, modesty and tender-mindedness (Phipps, Prieto, & Deis, 2015). Openness to Experience is described as willingness and interest to gain new experience (John & Srivastava, 1999) and it includes fantasy, aesthetics, feelings, actions, ideas and values (Phipps, Prieto, & Deis, 2015). Conscientiousness, agreeableness, and neuroticism dimensions were found to be correlated with self-ratings of CWB (Berry, Carpenter, & Barratt, 2012). In the meta-analysis of Pletzer, Bentvelzen, Oostrom and De Vries (2019), it was found that conscientiousness accounted for 53.19% and agreeableness accounted for 37.49% of the variance in self-report measure of CWBs. Furthermore, neuroticism accounted for 6.76% of the

variance explained in CWB. However, openness to experience's (1.30%) and extraversion's (1.26%) contributions were negligible.

FFM's limited ability to explain workplace deviance (Salgado, 2002) was thought to be related with the model's lack of a trait factor related to deception and exploitation (Ashton, Lee, & Son, 2000; Paulhus & Williams, 2002). Pletzer et al. (2019) showed that, FFM personality traits accounted for 19.05% of the variance in CWBs. Ashton et al. added the Honesty-Humility factor to the Five-factor model, naming the new model as HEXACO. The sixth dimension of Honesty-Humility's low levels is defined with harmful actions toward individuals and society in general in the forms of theft, fraud vandalism and workplace counterproductive behavior (Ashton & Lee, 2008). In the Pletzer et al. meta-analysis, HEXACO personality dimensions was found to be explaining 31.97% of the variance in CWBs. Explaining 13% more of the variance in CWBs as compared to FFM dimensions, HEXACO is a useful predictor for workplace deviance (Ashton et al., 2000). Honesty-humility (56.95%) and conscientiousness (32.99%) contributed the bigger portion of the explained variance in CWBs. Agreeableness (5.25%) and emotionality (4.26%) explained relatively smaller percentages of variance, and openness to experience (0.33%) and extraversion's (0.22%) contributions were too small among the HEXACO dimensions (Pletzer et al. 2019). Thus, when predicting workplace deviance, Honesty-Humility dimension needs to be prioritized.

In the literature, Honesty-Humility (H-H) and the Dark Triad (DT) have been found to be theoretically linked traits in terms of the exploitative behavioral style. Aghababaei et al. (2016) found that H-H factor and composite Dark Triad were significantly negatively correlated with a correlation coefficient of $-.59$. Similarly, in Book and colleagues' (2015) study, HEXACO model accounted for 75% of the variance in the Dark Triad variables. Moreover, H-H facets were found to be significantly negatively correlated with the Dark Triad as a unitary construct; the correlation coefficients were $-.47$ for sincerity, $-.32$ for fairness, $-.24$ for greed avoidance and $-.47$ for modesty. H-H was most strongly predicted by Machiavellianism ($-.58$), in contrast, narcissism ($-.36$) and psychopathy ($-.36$) had

less predictive power (Aghababaei et al., 2016). According to Jonason and McCain, (2012), as the Machiavellianism score increases, sincerity, fairness, sentimentality, social self-esteem and patience diminish; as psychopathy score increases, fairness, modesty, anxiety, dependence, sociability, liveliness decrease; as narcissism increases, fairness greed avoidance, decrease. In contrast, aesthetic concerns, perfectionism, liveliness, boldness and social self-esteem increase as narcissism score increases (Jonason & McCain, 2012). HEXACO model is found to be significantly explaining the differential Dark Triad traits' variance (Jonason & McCain, 2012). Results show that especially the H-H factor in the HEXACO model, accounts for the empirical overlap between the Dark Triad traits (Book, Vieser, & Volk, 2015).

In addition to the Big Five Factors and HEXACO model which represent positive personality traits, recently, the Dark Triad model (Cohen, 2016; O'Boyle et al., 2012) has been an area of interest in searching for the antecedents of CWB. Examining the link between personality and CWBs can also be done using the aberrant personality framework or especially the DT (i.e., Machiavellianism, narcissism, psychopathy) which is a relatively new research area. Furthermore, some concerns have arisen related to the predictive validity of positive personality frameworks, such as the FFM, as they relate to CWBs. The FFM traits appear to explain from 5 to 10% of variance in CWBs (Wu & Lebreton, 2011). Hence, as a flourishing area of personality research, DT offers some new avenues to examine, explain, and predict CWBs (Jonason & O'Connor, 2017). It has been found that, after controlling for the FFM dimensions, Psychopathy and Machiavellianism each uniquely accounted for variance in taking shortcuts at work. Examining the incremental validity of DT traits, Scherer et al. (2013) found that above FFM, psychopathy predicted, both the intention to commit CWBs in the future and self-reported CWB in the team context.

In the following section, the traits of the DT (Machiavellianism, narcissism and psychopathy), DT-FFM links, and the probable ways they are related to CWBs are discussed.

1.2 The Dark Triad

Smith and Lilienfeld (2013) defined the DT (i.e., psychopathy, narcissism, and Machiavellianism) as the constellation of three theoretically singular, at the same time empirically multidimensional constructs that are known to be interpersonally maladaptive. The three dark traits are clearly positively related such that, Machiavellianism and narcissism co-vary by .39, psychopathy co-varies with Machiavellianism by .59 and with narcissism by .51 (O'Boyle et al., 2012). Yet, the correlations are moderate, meaning that each of the three constructs is distinct enough to make the partitioning into three trait types (Jones & Paulhus 2011), representing a differential side of a dark personality (Paulhus & Williams, 2002). According to Wu and Lebreton (2011), DT can be thought of as a dispositional fingerprint which is a profile enabling identification the person's degree of Machiavellianism, narcissism or psychopathy. Paulhus and Williams (2002) are the researchers coining the term DT, which is about sharing a tendency to be callous, selfish, and malevolent in interpersonal dealings.

Machiavellians share a tendency to use manipulative strategies and deception, have disregard for conventional morality, and display a cynical view of human nature. Callousness, egocentricity, lack of interpersonal affect are their key characteristics (Paulhus & Williams, 2002). Jacobwitz and Egan (2006) defined Machiavellians as people who use manipulative tactics to be beneficial for themselves and who are more interested in themselves without feeling any concern for their victims. Machiavellians believe and act on the gullibility of others and do not consider others' rights and behave manipulatively (O'Boyle et al., 2012). In their meta-analysis, O'Boyle and colleagues found that, Machiavellians think they are more successful than others and the only way to achieve that goal is to find flaws in rules where they achieve things without difficulty. Furthermore, as 'social chameleons,' they take on the attitudes and behaviors of others and at the same time, manipulate and change the situations to their favor (Hurley, 2005). Machiavellians are good at impression management and often that is the reason for them to be

selected for high power positions because they appear to be strong, assertive leaders (Slomski & Partyka, 2012). Their skill in successful manipulation of people in social situations may stem from their ability to recognize the target's emotional cues of vulnerability. They then exploit their target and move on with no feelings of empathy or guilt (Austin, Farrelly, Black, & Moore, 2007). The reason why they are good at impression management and can climb the ladder of success with relative ease may be their sense of detachment and lack of emotional involvement with others (Geis & Christie, 1970). Their impulsivity and irresponsibility are the reason for not considering the negative consequences of their actions on others (Wu & Lebreton, 2011). They show anti-social behavior, lie to others to gain whatever they want, show willingness to exploit others and are morally disengaged in their acts (Wu & Lebreton, 2011).

Why do they act as if there will not be any detrimental consequences for themselves and for others? Geis and Christie (1970) suggested that, individuals high in Machiavellianism perceive others as less cooperative and generous in comparison with those low in Machiavellianism. This perception makes them less likely to help in emergency situations (Geis & Christie, 1970) and shape their behaviors accordingly. According to Kessler and colleagues (2010), the people around Machiavellians experience abuse and manipulation at workplace. Machiavellians' goal orientation sets the stage for them to show verbal forms of CWB (Wu & Lebreton, 2011). Furthermore, when they meet with an obstacle on the path of their goals, their CWBs take a more highly aggressive form (Cohen, 2016). It can be inferred that, Machiavellians' first and foremost focus will be on the goal and the prize such that they can be blinded by them to the extent that they leave out the people around them. Their focus is on their own plans not taking into account others (Geis & Christie, 1970). Machiavellians do not feel the supervisory responsibility at all (Zettler, Friedrich, & Hilbig, 2011). Zettler et al. also suggest that, as the focus is on goals, perceived control over situations and others are more likely to be seen in high Machiavellians. They show interpersonal forms of CWBs (e.g., mistreatment of co-workers and betrayal) more than other forms (O'Boyle et al, 2012). Individuals

with Machiavellianism perceive academic incivility as appropriate and they behave in this way more frequently (Turnipseed & Landay, 2018). Academic incivility is a tool for them to get what they wish for. According to Pletzer and colleagues (2019), in parallel with conservation of resources theory (Hobfoll, 1989), similar to conscientious people, Machiavellians also avoid resource losses and try to obtain more. Their goal orientation may be a reminder of FFM's Conscientiousness. Conscientious people, on the contrary want to stay away from deviant acts as those behaviors take away their resources which are otherwise going to be spent on achieving work tasks (Pletzer et al., 2019). Taking a look at the association between FFM and Machiavellianism turns out to be negative for Agreeableness ($r = -.47$) and Conscientiousness ($r = -.34$); positive for neuroticism ($r = .12$) (Paulhus & Williams, 2002). They do not act on their goals in the same respect with people high in conscientiousness, but being also low in agreeableness suggests they do not make any collaborations in their path to achieve goals.

Narcissists have an inflated view of self, delusions of grandeur, self-promotion and engagement in attention-seeking behaviors (O'Boyle et al., 2012). There are two types of narcissism discussed in the literature: Grandiose (overt) and Vulnerable (covert) narcissism. Grandiose narcissism is characterized by high self-esteem, charm, disregard for criticism, entitlement, dominance and exploitativeness, whereas vulnerable Narcissists are much more hostile, depressed, with low-self-esteem, more defensive and their grandiosity is more fragile. Narcissists' fantasy life includes controlling others, success stories, and get admiration by others; they desire to be rewarded and reinforced by others (Morf & Rhodenwalt, 2001). Those high on narcissism are more likely to make extreme internal, global, and stable attributions in the face of success than individuals lower on narcissism (Rhodewalt & Morf, 1995).

In the literature, narcissism is highly correlated with impulsiveness (Jones & Paulhus, 2011), furthermore, as CWBs are characterized with impulsive behaviors, (Marcus & Schuler, 2004), it may be suggested that CWB and narcissism are positively related (Michel & Bowling, 2013). According to Cohen (2016), narcissists' rebelliousness and grandiose belief that they are special can be a

determinant of behaving inconsiderately to others. Cohen further argues that their willingness to manipulate others is the reason why they show their superiority over others (Cohen, 2016). A negative view of others makes them more willing to dominate and exploit others (Paulhus & Williams, 2002), and seeing themselves as highly important (Raskin & Hall, 1981). Therefore, when an opportunity arises for them to be able to outshine others, they engage in all types of interpersonal directed CWBs (Cohen, 2016).

What would increase the likelihood of narcissists to experience anger and then engage in CWBs is their heightened sensitivity to criticism and ego-threat when placed in a competitive situation or placed “on stage” (Spector, 2011; Bushman & Baumeister, 1998). Narcissistic individuals’ engagement in a greater number of severe CWB-I, than those low in narcissism can be explained by the theory of threatened egotism and aggression (Penney & Spector, 2002). Being oversensitive to threats to self-esteem makes those individuals experience negative emotions and even damaging outbreaks (Grijalva & Newman, 2015). In turn, they possess a need to exert control over others (Kealy & Ogrodniczuk, 2011). Narcissism is found to be not only a significant predictor of CWB including voluntarily harming the organization and all the stakeholders (Spector et al., 2006), but also the dominant predictor among the three DT traits (Grijalva & Newman, 2015).

Psychopathy is labelled as a personality disorder, presumed to be seen in 1% of the general population (Hare, 2016). In the literature, two kinds of psychopathy have been defined. Primary psychopathy is more about having high grandiosity, more instances of lying and lack of remorse. Secondary psychopathy is related to impulsivity and lack of responsibility. Psychopathy is composed of an arrogant, manipulative and deceitful interpersonal style, a deficient affective experience (inability to feel empathy/remorse) and an impulsive, thrill-seeking and irresponsible behavioral (criminal acts) style (Cooke & Michie, 2001; Hare & Neumann, 2008). A disregard for other people and societal norms and belief that rules do not apply to them and they deserve a special treatment make psychopaths display self-promoting

behaviors (LeBreton, Binning & Adorno, 2006). Interpersonally, they are often skilled impression managers, who are glib and charismatic.

Psychopaths believe that they do not have to abide by the moral, ethical, legal and social principles of the society, and they are above those principles (Ying & Cohen, 2018), making them rarely experience guilt, shame and regret. They are also commonly associated with emotional coldness and anxiety (Hare, 2003), enabling them to carefully plan and execute crimes even though they often act impulsively. According to Rogstad and Rogers (2008), as they lack global empathy, they are unable to recognize the feelings and emotions of others. Those aspects are thought to be leading factors for them to engage in CWBs (Harrison, Summers, & Mennecke, 2016). Cohen (2016) reported that psychopaths were more likely to engage in CWBs to a greater extent than non-psychopaths. Psychopathy is associated positively with CWB-I, such as distracting others from their agendas (Wu & Lebreton, 2011). According to Galperin, Bennett and Aquino (2011), psychopathy is harmful for the productivity of the organization as they are not good at cooperating with the other employees.

According to Lee and Ashton (2005), the DT traits share the possession of a grandiose sense of self-importance, manipulation and exploitation. Such individuals also share a degree of selfishness and they put much more importance on their needs as compared to others (O'Boyle et al., 2012). O'Boyle et al. found that, if investigated separately, Machiavellians' view of gullibility of others and lack of concern for others were the reason for leading them to antisocial behavior. Narcissists' antisocial behavior were found to be stemming from their inflated self-view, desire to self-promote and attention-seeking behaviors (O'Boyle et al., 2012). Psychopaths' disregard for norms are found to be the main focus for the reason for behaving antisocially (O'Boyle et al., 2012). Although all three DT traits share some degree of malevolency affecting interpersonal relationships, those were labelled as three different personality constructs based on the degree of social averseness (Paulhus & Williams, 2002).

Individuals with these traits value rewards, are likely to overlook their

obligations and rules of reciprocity, and they lack emotional commitment to others (Paulhus & Williams, 2002). Furthermore, they use every means to achieve their goals because they see others as resources to be used to fulfill their needs (Jonason & Webster, 2012). How they achieve their goals is different though. In getting what they want, Machiavellians are likely to use charm and seduction, narcissistic individuals tend to invoke feelings of responsibility in others to get help in situations where no one needs to help them, and psychopaths use charm and coercion (Black, 2013). Moreover, empirical evidence suggests that those possessing these traits use the same types of influence tactics without tailoring their method to their target (Black, 2013). Jonason investigated how individuals with DT use their manipulative strategies at work to climb the corporate ladder. These researchers found that Psychopaths and Machiavellians were using direct and hard manipulation (e.g., threats), whereas narcissistic individuals and Machiavellians were using softer strategies (e.g., offering compliments). O'Boyle and colleagues (2012) found that, disguising their true intentions, while Machiavellians and psychopaths used superficial charm, narcissists were likely to act humble to be praised by others.

Apart from just concealing the true-self, individuals with DT traits commonly use self-deception for ego protection purposes. For example, after backstabbing a co-worker at workplace, a narcissistic person can justify his/her behaviour as an act of conforming to the rules of an aggressive workplace (O'Boyle et al., 2012). The use of exploitation and lack of empathy for others are the common features of the three DT constructs (Rauthmann, 2012).

In the literature, the direct effects of the DT on CWB has been the area of interest (Cohen, 2016; Wu and LeBreton, 2011). A positive relationship exists between each of the DT dimension and CWB (O'Boyle et al., 2011), making them considered as employee with DT. A significant portion of the variance in CWB is found to be explained by DT in the O'Boyle and colleagues' study (2012). In the meta-analysis of O'Boyle and colleagues' (2012), it was found that, the three DT traits were positively correlated with CWB with average correlations of .20, .35 and .06 for Machiavellianism, narcissism, and psychopathy, respectively. Each DT trait

has a stronger correlation with CWB-I than CWB-O. The importance of DT's role in understanding antecedents of CWB is also revealed in O'Boyle and colleagues (2012) study in which, like previous study, DT explained 28% of variance in deviant actions at workplace, with the domination of narcissism and Machiavellianism, explaining 53% and 32% of variance in CWB, respectively.

In another meta-analysis, narcissism's two facets were related to CWB differentially (Grijalva & Newman, 2015). Entitlement facet was positively related to CWB, on the other hand, the leadership facet was negatively related to CWB (Grijalva & Newman, 2015). Psychopathy's correlation with CWB was somewhat different than the other two dark traits (O'Boyle et al., 2012). Whereas, Machiavellianism and narcissism were positively related to CWB, psychopathy's positive relationship with CWB was weaker than the remaining dark traits (O'Boyle et al., 2012). The researchers attributed the results to the suppressor effect. However, according to Jonason and Tost (2010), Machiavellianism and Psychopathy are correlated with low self-control. Low self-control is negatively and strongly correlated with CWB and can be counted as the strongest internal predictors among others (Marcus & Schuler, 2004; Zettler et al, 2011). Machiavellians and individuals with psychopathy traits are impulsive and prefer short-term gains (Jonason, Li, Webster & Schmitti 2009), enabling them gain as much as resources as they can from a friend without an emotional commitment or investing much time (Jonason & Kavanagh, 2010).

The social-exchange perspective (Cropanzano & Mitchell, 2005) underlies the link between DT and CWB (O'Boyle et al, 2012) as DT violates the basic assumptions of a 'fair-exchange' relationship leading to deviant acts. According to Cropanzano and Mitchell (2005), the bond between individuals can be strengthened if valuable rewards are given. Trust between partners is necessary for the belief that the exchange will be fulfilled in the long run. Moreover, an affective attachment with a sense of loyalty, support and concern for each other is also essential to form a relationship (Cropanzano & Mitchell, 2005). In this respect, individuals with DT have different views of others. Machiavellians do not believe they will be paid back

for their effort at work (Gunnthorsdottir, McCabe, & Smith, 2002). Narcissistic people believe they are far better than anyone else such that, they override any rules of reciprocity (Campbell, Reeder, Sedikides, & Elliott, 2000). Psychopaths do not please others or not emphatic as they are insensitive (LeBreton, Binning, & Adorno, 2006). Therefore, in parallel with the literature, it is hypothesized that, the Dark Triad would facilitate the positive perceptions towards CWBs.

Hypothesis 1. DT factors will significantly positively predict PCWB.

Hypothesis 1a: Machiavellianism will significantly positively predict CWB.

Hypothesis 1b: Psychopathy will significantly positively predict CWB.

Hypothesis 1c: Narcissism will significantly positively predict CWB.

The positive associations between Machiavellianism, psychopathy, narcissism and CWB are found to be moderated by situational factors, for instance, in O'Boyle and colleagues' study (2012), authority and culture of the workplace were found to be the moderators of the relationships between the DT and CWB.

Intergroup collectivism is used as the particular dimension of culture in searching for the moderation effect. In a culture with high intergroup collectivism (IGC) in which cohesiveness, relatedness among peers and loyalty are the common features (House et al., 2014), importance is given for reciprocity, not tolerating the violations of social-exchange by the individuals with DT traits (O'Boyle et al., 2012). In another study, LeBreton, Shiverdecker and Grimaldi (2018) found that narcissism and CWB relationship got weaker in cultures where IGC was higher, however, this did not apply to Machiavellianism and Psychopathy's link with CWB, illustrating that the nature of the relationships between DT and CWBs may be more complex than it appears.

Contrasting individualistic and collectivistic cultures, Robertson et al. (2016) found that culture played a role in shaping and perceiving the DT traits as 'dark.' In non-western or so-called collectivistic cultures, deviant actions can be welcome. For instance, in collectivistic cultures, individuals with Machiavellianism and narcissism manipulate their peers by provoking feelings of responsibility (Robertson et al., 2016). Robertson et al claim that from the sense of duty and group norms, provoking

feelings of responsibility may be acceptable in such cultures as compared to individualistic ones. It can be inferred that some behaviors may or may not be desirable in specific contexts, like specific organizational cultures the employee works in. If the 'people make the place' (Gardner et al., 2012), specific types of personalities would fit into specific types of organizational cultures for them to be able to adapt to the context they are in.

1.3 Organizational Culture: Overview

The topic of organizational culture has been a research area in over 4,600 articles since 1980 (Hartnell, Ou & Kinicki, 2011). The reason behind is the perception that organizational culture affects individual, group and organizational behavior (Hartnell, Ou & Kinicki, 2011). According to Schein (1992), organizational culture is a set of shared meanings, assumptions, values, and norms, being a guidance for employee behavior within an organization via explicit structures and conventions. According to Cameron and Quinn (2011), culture is composed of symbols, values, procedures and approaches characterizing an organization. Researchers have defined organizational culture as a shared construct among members (Glisson & James, 2002), influencing employee behavior and attitudes (Smircich, 1983) at individual and group levels (Detert, Schroeder, & Mauriel, 2000). Organizational culture enables adaptation to the environment and internal circumstances by presenting solutions for problems and for management improvement to enhance functioning and development (Lacatus, 2013). The founder has a crucial role in establishing the organizational culture by attributing and reflecting their personality on the mission, strategy and structure which will be in turn drawn by the members of the organization (Schneider, Ehrhart, & Macey, 2012).

In the organizational culture literature, there is a similar concept called organizational climate, which is a group of attributes for the organization and all the subsystems related to it (Cohen, 2016). An organization's climate can be inferred by looking at the interactions between the organization and its subsystems (Cohen,

2016). Climate is more of a topic of psychology, whereas culture is seen as anthropology's subject (Reichers & Schneider, 1990). In terms of similarities between the two concepts, they are found to deal with similar problems (Denison, 1990), such as how the organizations' behavioral characteristics affect individual level behaviors and how the individual's behavioral tendencies shape the general organizational characteristics. The other similarity is, their level of analysis of behavior is organizational level (Denison, 1990) and the topics they cover. In terms of the difference between culture and climate, it has been found that, climate deals with individual and organizational culture value fit, on the other hand, culture measures the type of expectations in the company themselves (Schwartz & Davis, 1981). Whether the organizational culture and climate should be differentiated or integrated has been an area of interest. The literature suggests that, the two concepts should be treated as one without assuming that the two concepts overlap (Schneider, Ehrhart & Macey, 2013; Kaptein, 2011). Hence, in this study, culture and climate will be used interchangeably.

To minimize the high turnover costs, organizations try to find new ways to improve their recruitment process (Tracey & Hinkin, 2008). Dineen and Soltis (2011) suggested that, to retain a workforce, high-levels of person-organization fit (P-O fit) is necessary. P-O Fit is related to the needs-supplies perspective (Cohen, 2016) in which fit occurs only after the organization satisfies needs, desires and preferences of employees. P-O Fit literature suggests that employees prefer to be in work contexts similar to their traits and core values (Wang, Begley, Hui & Lee, 2012). Their inclination to engage in behaviors that their job dictates is strongly influenced by the culture and context they work in which those behaviors either are inhibited or facilitated (Wang, Begley, Hui & Lee, 2012). It is advantageous for individuals to realize their goals related with their jobs in the organizations. In search for the P-O Fit, trait activation theory (Tett and Burnett 2003) proposes that, personality only is not enough to have a behavioral effect in the context, rather trait-relevant cues will activate those effects. Thus, situations are treated as moderators between personality and expressions in the workplace (Tett and Burnett 2003). In

Wagley and colleagues (2012) article, it is proposed that, culture should moderate personality and job performance. Innovation and outcome-oriented cultures are used as moderators in the relationship between one of the FFM traits, conscientiousness and job performance (Wang, Begley, Hui & Lee, 2012). It has been found that, the variability in the predictive power of conscientiousness on employee behaviors is accounted for by the contextual variables such as time pressure, learning contexts (Wang, Begley, Hui & Lee, 2012) in innovative and outcome oriented cultures. In other studies, an interaction between conscientiousness and outcome oriented culture also resulted in a significant effect on organizational performance (Miron et al., 2004) suggesting outcome oriented culture serves as a fertile land for this type of people with the opportunity to express themselves. Overall, organizations prioritize different aspects of performance based on their organizational culture.

Over the years, in the examination of organizational culture, many approaches have been composed (Detert, Schroeder, & Mauriel, 2000). Hofstede (1980) developed a framework to be able to compare and contrast the culture and values of an organization. Charles Handy (1993) had created the four-type culture model to assess organizational culture and at the same time effectiveness. Denison and Mishra (1995) examined organizational culture attributes under two categorizations, internal integration and external orientations of organizations. Internal integration is composed of involvement and consistency, whereas adaptability and mission constitutes external orientations of the organization. With numerous culture types, it has been challenging to summarize all findings to make reliable interpretations. The competing values framework is an alternative approach to measuring organizational culture (CVF; Cameron, Quinn, DeGraff, & Thakor, 2006; Quinn & Rohrbaugh, 1983). This framework has been used in the literature as a solid taxonomy in analysing the relationship between organizational effectiveness and organizational cultures (Hartnell et al., 2011). In the present study the competing values model is used in examining the moderating role of culture in the DT-PCWBs relationship.

1.3.1 Competing Values Framework

CVF is a widely used organizational culture framework in the literature (Ostroff et al., 2003). Quinn and Rohrbaugh (1983) are the founders of CVF, which had been derived from Campbell's 30 organizational effectiveness criteria (Hartnell, Ou & Kinicki, 2011). According to Cameron and Quinn (2011), with 30 effectiveness indicators on three dimensions, forming four main clusters, CVF serves as a tool to measure the aspects people value about an organization. The first one is the focus dimension (horizontal axis in Figure 1) which is about internal (internal orientation, unity integration) and external (external orientation, rivalry and differentiation) effectiveness criteria (Cameron & Quinn, 2011). Organizational independence and organizational coherence are at the extremes of this spectrum (Gardner et al., 2012). For instance, Hewlett-Packard was well known for having harmonious attributes like having "HP way" of doing things, however on the other end of the spectrum Toyota was recognized for their global vision with local action as by doing so helps them compete in the market globally and locally (Gardner et al., 2012). The second one is the structure dimension (vertical axis in Figure 1) which is related with flexibility and dynamism on one end of the spectrum and stability and control on the other (Hartnell et al.). Gardner and colleagues (2012) viewed governmental companies and university mechanisms as being on the stable end but companies like Nike, Microsoft on the dynamic end. The third dimension is means-ends, which represents the effective behaviors in those culture types, derived from values and beliefs (Hartnell et al., 2011). Gardner and colleagues (2012) used CVM (Cameron & Quinn, 2011) as it has been found to be incorporating the cultural dimensions found by other researchers.

As it is shown in Figure 1, CVF is composed of four cultural categories: Clan, hierarchy, adhocracy, and market.

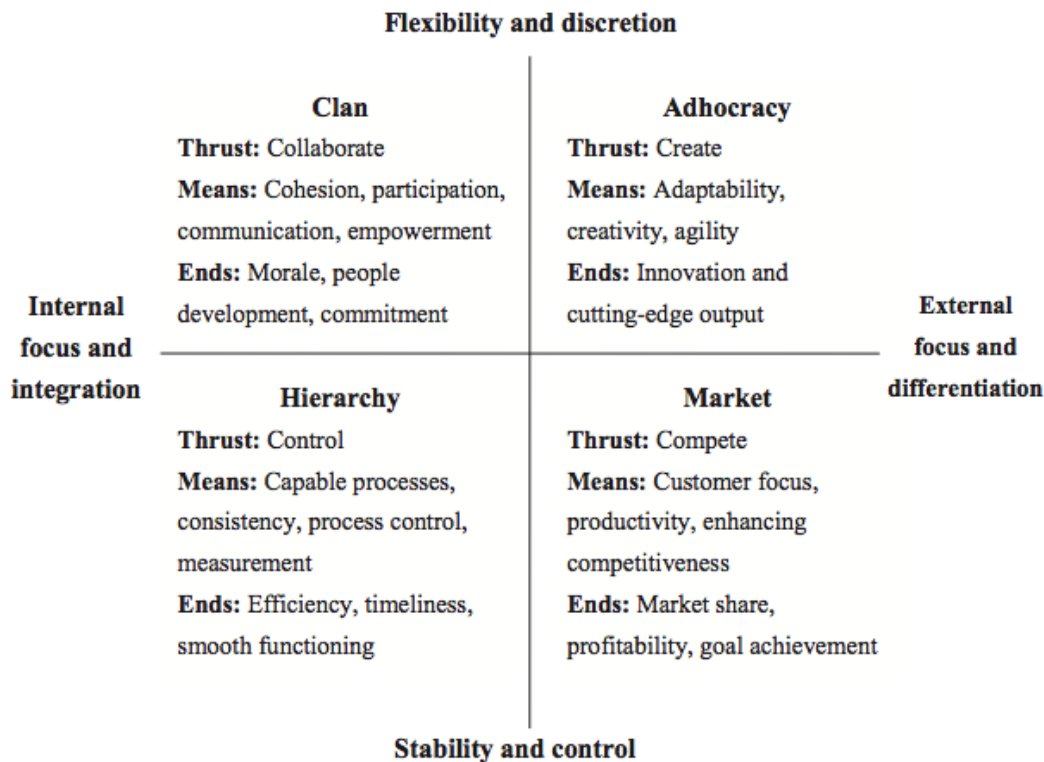


Figure 1. The competing values framework

Source: Hartnell, C. A., Ou, A. Y., & Kinicki, A. (2011). Organizational culture and organizational effectiveness: A meta-analytic investigation of the competing values framework's theoretical suppositions. *Journal of Applied Psychology*, 96(4), 694-694.

Clan culture is internally oriented and flexible. The structures and relations in this organization type is based on trust, commitment, open communication and collaboration. In this culture, through collaboration, people do things together and affiliation, membership and support are valued highly (Cameron & Quinn, 1999). Behaviors that are rewarded here are participation, involvement, teamwork orientation and open communication. When deciding on a topic, consensus is sought. Clan cultures generate a friendly working environment such that people share their personal lives and daily hassles with each other along with job related topics. With co-workers and managers, the work environment feels like an extended family. Employees think of their leaders as a mentor, or even as parent-like individuals. The

organization gives importance to the long-term development of individual thus increasing high cohesion and morale at all levels. To be able to gain success, the first and foremost concern should be on the people and the internal climate.

Hierarchy Culture is internally oriented and structured by control mechanisms. In this culture type formality and structure are overemphasized. Employees try to meet the expectations with their clarified roles and responsibilities. Doing things right is expected and sought. People act according to the rules and procedures. Being a good effective leader in this culture can be achieved via being a coordinator and organizer, or by being a manager. The strategy of an organization characterized by a hierarchy culture is to run the organization smoothly and with special attention on control, order, stability, predictability, and efficiency. What holds everyone together is the formal rules and policies.

Adhocracy Culture is reflected in an externally oriented, flexible, dynamic, entrepreneurial, and creative workplace. Such cultures value growth, variety, and autonomy. Calculated risk taking is welcomed. An effective leader is visionary, innovative, and risk-orientated in this culture. Organizational glue is the commitment to experimentation and innovation. The attention is on new knowledge, products, and/or services. What is important is always being ready for change and being able to meet new challenges and expectations. The organization's strategy is on rapid growth and acquiring new resources. An employee can be successful by producing unique and innovative products.

Market Culture is externally oriented and run by control mechanisms and a workplace where results are valued. Leaders are hard-driving producers and competitors. Being tough and demanding are necessary in such an environment and market to compete with other organizations. The glue that holds the organization together is an emphasis on winning. Their strategy is on competitive actions and achieving stretch goals and targets. Employee success is defined to the extent that they help the organization to increase market share and market penetration. Being the winner in the competition and to be the market leader are important characteristics.

The members of an organization are not affected by different workgroup

climates in the same way. In one study, it has been found that, the limit of CWB and personality relationship is set by the workgroup or organizational culture (Bollmann & Krings, 2016). According to Bollmann and Krings (2016), there are two types of cultures: high compliance climate vs high relational climate. High compliance climate (O'Reilly & Chatman, 1996) is a climate where compliance with organizational rules is highly important. Individual members are likely to anticipate social and self-sanctions for CWB and, in turn, are less likely to engage in CWB (Bollmann & Krings, 2016). In a high relational climate (O'Reilly & Chatman, 1996), group members care about one another and are considerate of each other. In this type, individual group members try to maintain the well-being of the group, thus social relations are valued much more than self-interest. In fact, this aspect indirectly decreases the likelihood that employees will engage in CWB. If employees feel that the climate fosters team spirit or friendliness, CWB and unethical behaviors are manifested less (Bollmann & Krings, 2016). Barker (1993) mentions that, workgroups can facilitate CWB through behavioral norms of aggression or norms of tolerance for aggression. Socio-cognitive theory of moral agency (Bandura, 1991) suggests that different workgroup climates increase or decrease CWB. Devonish (2013) argued that benevolent climates, characterized by interpersonal harmony, team spirit, and friendliness, are likely to prevent CWBs.

Person-organization fit must be well understood for the individuals with DT traits in selecting and recruiting them to the right jobs and right organizations. As they are good at impression management and self-monitoring (Paunonen, Lönnqvist, Verkasalo, Leikas, & Nissinen, 2006), especially in a short job interview, the recruiter may not have the chance to observe the deviant actions and problematic tendencies (Harms, Spain, & Hannah, 2011). Thus, investigating the moderating effect of organizational culture is essential.

1.3.2 Cultures Nurturing the Dark Triad

In the literature, attention is paid on the situational factors in exploring the relationship between counterproductive work behaviors and the DT (Agarwal &

Farndale, 2017; O'Boyle, Forsyth, Banks & McDaniel, 2011) and analyzing how organizational conditions and situations will have an impact on the display of DT behavior and in turn reduce or enhance the CWBs. Trait-activation theory (TAT) (Tett & Guterman, 2000) explains the relationship between personality trait and behavior. According to TAT, personality traits are responses to the situational demands (Tett & Guterman, 2000). Tett and Burnett (2003) assert that intentions stem from relevant personality traits. When individuals enter a situation, based on situation-trait relevance, the traits which are situation-specific become aroused (Geukes et al., 2012), shaping the behavioral outcomes in that specific context. TAT has its roots from person-situation interactionist perspective in which this interaction affects the personality's behavioral expressions (Agarwal & Farndale, 2017). There are social and task demands coming from peers, clients, supervisors and the task itself which are in turn triggering the personality to express itself as behavioral outcomes (Tett & Burnett, 2003). A number of studies have explored the DT- CWBs relationship using TAT as the conceptual framework (e.g., Agarwal & Farndale, 2017, Guerkes et al., 2012; Rehman & Shahnawaz, 2018). In the present study TAT is adapted as the conceptual framework as well.

Counterproductive work behaviors related with the DT can be attenuated or inhibited by differential situational conditions and constraints (Tett & Burnett, 2003). Palmer (2017) suggested that perceived organizational support, a contextual variable, may act as a buffer for the individuals high in Machiavellianism, narcissism and psychopathy in the reduction of CWBs. Similarly, O'Boyle et al. (2012) argued that DT and CWB linkage is moderated by the culture. Focusing on the association between perceived work environments and the DT, perceived organizational climate is found to have a critical role in DT – CWB relationship (e.g., Jonason, Wee, & Li, 2015). It has been found that their work places give opportunities to individuals with DT to gain power (competition), status (prestige) and control (restrictions) (Jonason et al., 2015). Moreover, the DT has been found to be positively related with individuality and competitiveness such that, if individuals with DT are in an environment which fosters competitiveness and individuality, they are more likely to

engage in harmful actions (Jonason, Li, & Teacher, 2010). In the literature, the DT-CWB linkage is thought to be rooted in a more organizational perspective (Eissa et al., 2018). The organizations that solely focus on their bottom-line (profits, performance targets, stock prices) and prioritize bottom-line results, may give the impression or the message that the bottom-line outcomes are more important than anything else (Eissa et al., 2018). Bottom-Line Mentality (BLM) is a win-lose mentality that makes the person to attain the outcome prioritized by the organization by specific attitudes and behaviors, no matter their behavior harms others (Greenbaum, Mawritz, & Eissa, 2012). Employees who behave in line with the organization's bottom-line are rewarded for reaching performance targets (Piccolo et al., 2012). As long as those behaviors are the norm, organizational cultures with hostile work environments increase the likelihood of engaging in CWBs (Mawritz et al., 2012). Competitiveness is more likely to be seen in those cultures compared to cooperation to secure the bottom-line outcomes (Greenbaum et al., 2012).

Among the DT, Machiavellianism's complexity at the workplace must be better understood (Jonason et al., 2014). This personality trait needs to be analyzed with caution without simply categorizing it as good or bad (O'Boyle et al., 2012). Machiavellianism must be viewed as behavioral strategies for contextual problems in the workplace (Paulhus & Williams, 2002). Zhao, Xiao, Mao and Liu (2018) found that, role conflict increases CWB with the moderation of emotional exhaustion. It is found that, Machiavellianism acts as a moderator in this relationship between role conflict and emotional exhaustion in which as Machiavellianism score increases, this relationship gets weaker for the employee (Zhao et al., 2018). Moreover, Machiavellianism is found to be a moderator between role conflict and CWB via emotional exhaustion, dampening the relation as the score increases (Zhao et al., 2018). In the literature, those individuals have been criticized for the lack of emotional involvement, however, in scenarios and organizational culture necessitating staying calm under high degrees of stress, this quality may help such individuals maintain their emotional resources (Zhao et al., 2018). Empirical evidence suggests that being better in coping with work-related stressors,

Machiavellianism may have a buffering effect. Christie and Geis (1970) define such individuals as good manipulators even though they are in a competitive situation requiring them to handle an urgent decision-making. These individuals may handle situations rationally and respond actively (Sendjaya et al., 2016). In short, cultures with a competitive atmosphere and conflicting situations on a daily basis may make a person high on Machiavellianism shine among others. The reported findings are in parallel with the TAT framework.

Prosocial behaviors are expected in the organizations which help organizations maintain a positive image (Castille, Buckner, & Thoroughgood, 2018). The positive image can sometimes be achieved by violating ethical norms, for instance by concealing the damaging information about the firm and misinterpreting the truth. Personality factors and organizational conditions help the birth of the unethical pro-organizational behaviors (UPB) (Castille et al.). UPB is a contribution to an organization's interests, although there is a violation of ethical codes and guidelines. Organizational culture can foster UPB by signaling that those actions are accepted and rewarded, persuading the employee to act unethically with respect to organizational goals. In order to protect the image of the firm, Machiavellians tend to engage in UPB willingly (Castille et al.). Therefore, for the organizational benefit, pinpointing Machiavellian employees as "bad apples" should be avoided as they become the employees being sought in the job market. A more complete understanding of their relationship with the context needs to be developed.

Chirumbolo (2015) found that the three DT traits moderated the positive relationships between time-related work stress (i.e., stress that originates from believing in there is not enough time to complete job tasks) and CWB as a means to reduce additional resource depletion (Clercq, Haq, Azeem, & Haq, 2018). Individuals with Machiavellianism and psychopathy get rid of the frustration that comes with time-related work stress by causing harm to the organization (Wu & LeBreton, 2011; Spector and Fox, 2005). The organizational culture with harsh schedules, can 'cause' the 'dark' personalities to feel the right for deviant acts as they think the ends justify the means (Austin et al., 2007).

Castille, Buckner and Thoroughgood (2018) study shows that Machiavellians pursue their interests while sacrificing others and organizations. Machiavellians engage in opportunistic behaviors, thus they choose organizations with greater opportunities to gain wealth, power and status (Castille, Kuyumcu, & Bennett, 2017). Machiavellians achieve higher relative status by means of undermining their peers (Castille et al., 2017). In line with TAT, they see their co-workers as threats and they are motivated to undermine their peers when they work in an organization with resource constraints (Castille et al., 2017). The resource constraints generate competition in the organization and enable the Machiavellians to achieve higher status and at the same time damaging the organization (Duffy et al., 2006 as cited in Castille et al., 2017). Considering the type of organizational culture in which Machiavellians may be harmful for the organization and others, Pilch and Turska (2015) examined Competing Values Framework (CVF) and Machiavellianism's effect on bullying behavior. Being bullied was found to be positively correlated with perceptions of hierarchy culture (Pilch & Turska, 2015). Moreover, Machiavellianism was found to be a significant moderator between hierarchy cultures and being bullied. Hierarchy cultures are the ones where bullying acts are seen the most, probably because of an overemphasis on control, formality, and position based nature of the system (Pilch & Turska, 2015). Jonason, Wee, and Li (2015) suggest that Machiavellians recognize their workplace as competitive as a result of their power orientation. As TAT suggests, Machiavellians look for situational cues in the work place to see whether they fit in with their level of self-interest, need for control and need for status (Eissa et al., 2018). The organizations' perceived bottom-line mentality serve as a moderator in the relationship between Machiavellianism and CWBs in a way that, Machiavellians think their harmful behaviors are acceptable in such a context, decreasing the likelihood of suppressing their harmful behaviors (Eissa et al., 2018). Thus, the hypothesis is as follows,

Hypothesis 2. The association between Machiavellianism and PCWB will increase as the level of hierarchy culture increases.

Narcissists are not necessarily unproductive in the workplace, there is a chance that they can excel in their roles when they are in authority positions (Campbell, Hoffman, Campbell & Marchisio, 2011). Even in some cases, narcissism is beneficial not only for themselves but also for the organization as a whole (Chatterjee & Hambrick, 2007). Chatterjee and Hambrick (2007) conducted research with CEOs to examine narcissism affecting the firm strategy and performance. Their research indicates that, narcissism is positively related to strategic dynamism and grandiosity, number and size of acquisitions, triggering performance in extremities. Narcissist CEOs are in favor of actions that are bold and visible choices that are in turn catch attention easily. They do not comply with the status quo and engage only in incremental actions but bold and visible ones, results in again in extremes –big wins or big losses-. However, their acts do not result in better or worse outcomes in comparison with firms with non-narcissist CEOs (Chatterjee & Hambrick, 2007). In Zhang et al (2017) study, if CEOs with Narcissistic traits are good at impression management to be perceived as humble in the eyes of their subordinates, they are more likely to be effective leaders in creating a culture of innovation and improving company performance. This may be attributed to the narcissism, among the three DT constructs, having the highest empathic potential (Wai & Tiliopoulos, 2012). This empathetic capacity is practical for their admiration-seeking behaviors and ensures the ability to perceive the emotions of others (Wai & Tiliopoulos, 2012). In Ham, Seybert and Wang's (2013) study, CEO narcissism is related with higher overinvestment, excessive research and development, merger and acquisition expenditures, illustrating that, in a market culture, where aggressive growing is encouraged, narcissists may thrive.

While people with narcissism are more likely to glorify their creative capacity, the actual creative performance is not different from non-narcissists (Goncalo et al., 2010). When they are given the chance to show their ideas to others, their self-esteem and eagerness result in increased level of creative performance (Goncalo et al., 2010). In adhocracy cultures in which creativity is being valued, they may thrive realistically. Depending on what the culture dictates as beneficial for the organization

as a whole, some maladaptive behaviors (e.g., risk taking, social boldness, and supremacy strivings) may be seen as beneficial, but a curvilinear relationship can be expected (Grijalva, Harms, Newman, Gaddis, & Fraley, 2015), in which a midrange level of narcissism leads to a greater effectiveness as compared to low or high levels of narcissism. Narcissism is conceptualized as a “mixed blessing” (Fatfauta & Ramzi, 2019). It has not only adverse qualities like dominance and hostility, but also beneficial sides like charm and popularity (Smith et al., 2018). When narcissism is examined, above and beyond the good vs bad debate, it is better working on an “it depends” perspective (Smith et al., 2018).

According to Chatterjee and Hambrick (2007), narcissism is valuable in a highly dynamic industry in which the required qualities include boldness and breakthrough changes, idea generation, and risky actions are welcomed. On the bright continuum, leaders with this trait are “not only risk takers willing to get the job done, but also charmers who can convert the masses with their rhetoric” (Maccoby, 2004). Those type of individuals are called productive Narcissists with a great vision and their followers are being mobilized toward a common goal with the leader (Maccoby, 2004). Thus, the hypothesis is as follows,

Hypothesis 3. The association between narcissism and CWB will increase as the level of adhocracy culture increases.

Based on the TAT framework Geukes et al. (2012) suggest that individuals with narcissism depends on the positive public evaluation or the admiration by others. It is found that narcissism and public self-consciousness predict high-pressure performance but not low-pressure performance (Geukes et al.). They interpret the situation in a positive way as they expect admiration and positive evaluation by others (Elliot & Trash, 2001). They are likely to flourish in contexts where they have the chance to break records, defeat competitors or be successful in the eyes of a large group of people (Elliot & Trash, 2001). They are sensitive to reward and punishments coming from the organization, thus they are more likely to change accordingly (Jonason & Jackson, 2016). These behaviors are in parallel with a market culture in which relying on the feedbacks coming from the clients or the

sector and being adaptive for a high-pressure climate are necessary. Thus, I hypothesize the following,

Hypothesis 4. The association between narcissism and CWB will increase as the level of market culture increases.

Individuals with psychopathy have behavioral tendencies which are in correlation with their organization's financial damage and at the same time organization's members' emotional damage (Boddy, 2015). In the literature, psychopathy is examined in a triarchic model with boldness, meanness and disinhibition of psychopathy (Neo, Sellbom, Smith, & Lilienfeld, 2018). They have found that, meanness and disinhibition have positively predicted CWB and unethical decision-making, however, boldness, as a positive aspect of psychopathy leads to the use of soft tactics of influence, adaptive leadership and team play and negatively predicted passive leadership (Neo et al.). Boldness also signals the Psychopathy's positive side more such that, they are much more skilled in concealing their negative side and behave harmoniously while interacting with others (Neo et al.). Psychopathy also has an adaptive as individuals with these characteristics are likely to be superior in persuasiveness, public communication, and crisis management (Lilienfeld et al. 2012). According to the researchers, attention should be paid to the distinction between 'boldness' and 'badness' when making assumptions that psychopathy is a 'dark' trait. In the study of Schütte and colleagues (2016), psychopathy and its two dimensions' relationship with company performance and CWB and proactive behavioral tendencies for the company are examined. Fearless dominance (seeking and getting attention, resilient to stress with no social fear, engaging in self-promotion behaviors; O'Boyle et al., 2012) and self-centered impulsivity (thrill seeking, lack of diligence, pursuing means to satiate needs immediately; Schütte, Blickle, Wihleri & Frieder, 2016) are found to be the dimensions of Psychopathy (Lilienfeld & Widows, 2005). Finding support from socio-analytic theory (Hogan & Shelton, 1998), socially skilled individuals, even with aberrant personality traits, can translate their motives into purposeful and successful actions, attenuating maladaptive behaviors (Schütte et al.). Individuals

with fearless dominance can successfully translate their desire to get ahead of others in such a manner that can be perceived by their colleagues as if they are less engaging in CWB-I and more engaging in behaviors in supporting the organization as a whole (Schütte et al.). According to Zettler and Solga (2013), depending on the organization, the culture, the rules and regulations, a moderate level of Psychopathy trait can be beneficial in the organization in giving support to coworkers, securing interest in negotiations successfully, and promoting individual interests. In some instances, psychopaths' behaviors may be viewed as consistent with the mission and vision of the overall organization and they may even be regarded as good corporate citizens (Wilson, 2010). Thinking about the environments they can excel in, or at least do not show their negative side, as their authority level increases their tendency to engage in CWBs decrease (O'Boyle et al, 2012). As they climb the career ladder, they can better control their impulsivity and antisocial behaviors. Boddy (2011) states that, psychopaths are likely to flourish and even excel in a political environment. In political environments, the performance appraisals are carried out by objective measures such that, they are not directly linked to external and objective performance indicators. In such environments, they can hide their insufficient effort level. In such environments, bullying and aggression (forms of CWB) can in fact be an effective way of achieving goals (Cohen, 2016). In those political environments, top management focuses only on outcomes, ignoring how the employee has achieved those ends. If the results are not calculated with regard to other employees and the competition is being valued, then it is not surprising in those types of cultures, CWBs (e.g., bullying and aggression) will be more accepted and even rewarded (Cohen, 2016). Agarwal and Farndale's (2017) study proposes that, psychopaths are more likely to engage in impulsive acts with risk such as mergers and acquisitions or other behaviors as a response to the immediate stimuli. In line with TAT, rising levels of ascendancy in the work place can be expected to moderate the relationship between psychopathy and CWBs (Blickle, Schütte, & Genau, 2018). Psychopaths are found to perceive their organizations as competitive (Jonason, Wee, & Li, 2015). Thus, I hypothesize the following,

Hypothesis 5. The association between Psychopathy and CWB will increase as the level of market culture increases.

Similar to individuals with positive traits, those with dark personality traits, are likely to choose environments where they can flourish and are attracted to cultures that allow them to operate freely (Cohen, 2016). The reviewed literature suggests that individuals who score high on any element of the DT may be willing to engage in unethical behavior; however, the question remains under what circumstances they will actually do so. The proposed study aims to examine the conditions in which employees with DT personality traits are likely to engage in CWBs. That is, this study will examine the role of organizational culture in facilitating (or perhaps inhibiting) the DT-CWBs linkage. Pinto, Leana, and Pil (2008) suggest that, ethical culture does not show whether or not an organization is corrupt. But, it shows the extent to which the culture promotes ethical or unethical behavior. In some organizations, there is a culture that encourages employees to perform any type of behavior, that could be classified as deviant, in order for the employee to be regarded as successful (Wardi & Wiener, 1992). However, as the culture dictates those behaviors, those so-called deviant actions will eventually become normative (Wardi & Wiener, 1992).

In the following section the aim and the proposed model are presented.

1.4 Aim of the Study

The purpose of this study was to examine the DT and perceived counterproductive work behavior relationship with the moderation of the organizational culture. The reviewed literature suggested positive relationships between DT personality attributes and CWBs (Cohen, 2016). I believe, as emphasized by Spain et al. (2014), the observed relationships can get stronger or weaker depending on the context, or organizational culture the employee works in (Spain et al., 2014). Individuals with DT personalities feel more comfortable in a work setting that has much to offer to them in terms of their need for prestige and

resources (Cohen, 2016). The following hypotheses are formed based on the aforementioned arguments. In all the hypotheses, Organizational Culture is expected to moderate the association between DT and Perceived Counterproductive Work Behaviors. Figure 2 depicts the hypotheses of the study.

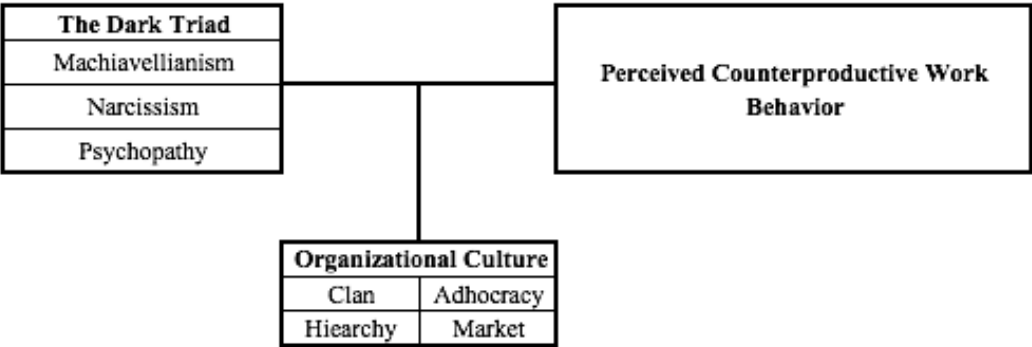


Figure 2. The proposed model.

CHAPTER 2

METHOD

2.1 Participants

The survey package was sent to approximately 600 potential respondents, through different channels such as Social Media (LinkedIn, Instagram and so forth) and e-mail lists. Participation was voluntary and a total of 308 employees had completed the surveys, however some of the data were deleted since participants provided the same rating for the whole scale, suggesting careless responding. Thus, as a result, data were collected from 275 private and public sector employees from different cities of Turkey. In terms of gender distribution of the participants, while 61.8% (N = 170) were male, 38.2% (N = 105) were female. In terms of age distribution, 147 participants' (53.5%) age ranged between 19 and 30, 83 participants' (30.2%) age ranged between 31 and 40, 32 participants' (11.6%) age ranged between 41 and 50, 11 participants' (4%) age ranged between 51 and 60, and two participants' (.7%) age was above 60.

All participants were white-collar workers with full-time jobs. Participants were from 10 different sectors such as IT (software and services, technology hardware and equipment, semiconductors and semiconductor equipment), finance (banks, diversified financials, consumer finance, capital markets, insurance), industrial (aerospace and defense, building products, construction and engineering, electrical equipment, machinery, trading companies and distribution), consumer discretionary (automobiles and components, household durables, leisure products, textile, apparel and luxury goods consumer services, retailing), consumer staples (food and staples retailing, food products, beverages, tobacco, household and personal products), health care (health care equipment and services, pharmaceuticals, biotechnology and life sciences), energy (energy equipment and services, oil, gas and

consumable fuels), communication services (telecommunication services, media and entertainment), materials (chemicals, construction materials, containers and packaging, metals and mining, paper and forest products) and utilities (electric, gas, water, independent power and renewable electricity producers). More detailed information concerning the demographic characteristics of the participants are summarized in Table 1.

Table 1

Demographics of Categorical Variables in the Study

<i>Variable</i>	<i>%</i>
Department	
Production & Engineering	43.6
Operation Management & PMO	33.5
Finance	10.2
HR	6.9
Sales & Marketing	5.8
Position	
Junior	49.1
Middle	21.5
Senior	29.1
Education	
Bachelor's Degree	68
Master's Degree	32
Size	
Small-Scale	23.6
Medium-Scale	29.1
Large-Scale	47.3
Age of the Company	
Less than 20 years	27.3
Less than 50 years	46.9
Less than 100 years	13.5
More than 100 years	10.9
Total Tenure	
Less than 6 months	1.1
6 months - 1 year	4.7

	1-5 years	37.5
	5-10 years	24.7
	10-20 years	19.3
	More than 20 years	12.7
Tenure Company		
	Less than 6 months	5.5
	6 months - 1 year	16.4
	1-5 years	41.8
	5-10 years	20
	10-20 years	11.3
	More than 20 years	5.1
Sector		
	IT	50.9
	Finance	13.5
	Industrial	9.5
	Consumer Discretionary	8
	Consumer Staples	4.4
	Health Care	4
	Energy	3.3
	Communication Services	2.5
	Materials	2.2
	Utilities	1.8

2.2 Instruments

In this study, an online survey with four sections was administered to the participants. The survey was distributed through Google Forms, an online questionnaire tool, and it included measures of Counterproductive Work Behavior (Appendix D), the Dark Triad (Appendix E), Organizational Culture (Appendix F) and demographic information form (Appendix G).

2.2.1 Short Version of Dirty Dozen Scale

For measuring the Dark Triad (DT), Turkish version of the Dirty Dozen scale,

which had been originally developed by Jonason and Webster (2010) and translated by Satici and colleagues (2018) to Turkish, was used. There are 12 items rated on a 9-point Likert-type scale (1 = totally disagree; 9 = totally agree). Internal consistency coefficients of the sub-scales are over 0.70; .79 for Machiavellianism, .71 for Psychopathy and .87 for narcissism (Satici et al., 2018). Furthermore, a Confirmatory Factor Analysis was conducted by Eraslan and colleagues (2015) and the results suggested that ($\chi^2(51) = 145.16, p < .001, CFI = .96, RMSEA = .07, 90\% CI (.05, .08)$) the three factor structure was a better representation of the DT construct as compared to the single factor structure.

In the current study, the Cronbach's alpha for the overall scale was .88 and it was .78 for Machiavellianism, .60 for Psychopathy, and .92 for narcissism. Higher scores on the scale indicated higher levels of DT. The alpha coefficient for the psychopathy subscale was lower than the expected cut-off .70. The psychopathy scale originally had four items. When the item 1, which is "I tend to lack remorse" is deleted, the Cronbach's alpha coefficient increased to .71. Thus, the item was deleted, leaving the psychopathy scale with three items.

Two confirmatory factor analyses (CFA) were conducted on the DT scale to assure the three factor structure of the scale and decide whether the composite DT score or the scores on the three subscales (i.e., Machiavellianism, psychopathy, and narcissism) should be used in the present study.

First a single factor solution was tested. Results suggested a poor fit. That is, the items of the DT were not satisfactorily represented by a single factor [S-B $\chi^2(45) = 346.94, p < .001, CFI = .77, RMSEA = .16, 90\% CI (.14, .17), Rho = .88$]. To investigate whether a three-factor structure representing the Dark Triad would fit the data better another confirmatory factor analyses was conducted. Results suggested a relatively better fit than the single factor model [S-B $\chi^2(41) = 130.90, p < .001, CFI = .93, RMSEA = .09, 90\% CI (.07, .11), Rho = .93$]. As a result, a decision was made to use the DT scale as having three separate factors.

2.2.2 Perceived Counterproductive Work Behavior Scale

For measuring perception of counterproductive work behaviors by the employees, CWB Checklist (CWB-C) developed by Spector, Fox, Penney, Bruursema, Goh, and Kessler (2006) (see Appendix). The scale originally consisted of 45 items, afterwards was reduced to 32 items (Spector et al., 2006). The CWB-C was translated and adapted to Turkish by Öcel (2010). This version had been used in this study with 37 items by adding five items derived from a different CWB scale (Ağca, 2014). In Ağca's (2014) study, the items had been selected to gather information on sucker effect, sharing classified company-related information with third parties, excessive usage of the Internet during work hours, neglecting orders of the supervisor, and using company resources for private needs (Bilgiç, Algı, Aydın, Ağca, Selvi, & Yüce, 2010). In Spector and colleagues' study, the participants were instructed to rate the frequency of engaging in the following actions in their present jobs. In this study, the intention was to evaluate the level of perceived counterproductive work behavior of the employees. Thus, participants were asked to indicate the degree to which the corresponding item or behavioral examples were harmful to the employees or the company as a whole (Ağca, 2014). Perceived CWB (PCWB) Scale was rated on a 6-point Likert type scale (1 = Not harmful at all; 6 = Very harmful). Higher scores on this scale indicates that participants perceive CWB as more harmful, hence the scores were reverse coded in the current analyses. After the reverse coding, higher scores indicated that participants perceive CWB as less harmful. Although the scale had originally five subscales as abuse toward others, production deviance, sabotage, theft, and withdrawal (Spector et al., 2010), in the current study the PCWB was used as a composite score for each participant. The unweighted composite score was calculated by taking the mean of items. Spector and colleagues (2010) reported Cronbach's alphas ranging from .42 to .81. Test-retest coefficient of the Turkish version of the scale was .92, Cronbach's alpha was .97 and split-half reliability coefficient was .95 (Öcel, 2010). The reported Cronbach's alpha

in Ağca's (2014) study was .96. In the current study, the Cronbach's alpha coefficient is .94.

2.2.3 Organizational Culture Assessment Instrument (OCAI)

For measuring Organizational Culture, Turkish version of the OCAI, which is originally developed by Cameron and Quinn (1999) and translated to Turkish by Çalışır (2008), was used. The OCAI consists of six dimensions (i.e., dominant characteristics, organizational leadership, organizational glue, management of employees, strategic emphasis, and criteria of success). Six items tapping into those six dimensions are used to identify the current culture and the preferred culture. In the original version, the scale is filled by the respondents twice, first thinking about their current organizational culture, then by visualizing an organization in which they want to work at. However, in the current study the scale was filled out by the respondents only once since the goal was to understand the employees' perception of their current culture. In this scale each item has four alternatives, a, b, c and d and those alternatives refer to clan, adhocracy, market and hierarchy cultures, respectively. The OCAI is an ipsative scale in which a total of 100 points is distributed among the four culture alternatives for each item; higher scores representing higher levels of that culture being perceived in the organization. In the Turkish version of the OCAI, Cronbach's alpha for the clan, adhocracy, market, and hierarchy culture types are .77, .69, .79, and .78, respectively (Çalışır, 2008). In the current study Cronbach's alpha coefficients for clan, adhocracy, market, and hierarchy cultures are .81, .85, .79, and .81, respectively. The results show that the instrument being used is reliable.

2.2.4 Demographic Information Form

The demographic information form presented in the last part of the survey consisted of questions regarding gender, age category, sector, department, position,

education level, tenure in the company, total tenure, company size, and age of the company.

2.3 Procedure

After receiving the approval from the METU Human Subjects Ethics Committee, the survey package was administered through a reusable link created by Google Forms itself. The inclusion criteria for this study were being a white-collar worker in an organization and working in a full-time job. The link for the survey was shared via e-mail lists, Social media app's instant messaging systems and LinkedIn with different companies and people, located in Ankara and Istanbul. The survey package was sent to approximately 600 potential respondents, and the responses were recorded through Google Sheets automatically. Participants were provided with informed consent forms first in which confidentiality of their responses and the voluntary nature of the participation were emphasized. All participants received the scales in the same order; the Counterproductive Work Behavior scale, the Dark Triad Scale, the Organizational Culture Survey, and finally, the demographic information form. At the end of the survey participants were debriefed.

CHAPTER 3

RESULTS

3.1 Data Screening

Three hundred and eight participants responded to the online questionnaire. The data were screened for random responders and outliers. Sixteen participants were deleted as they did not state their organizational sector or they were high school students, they were working in NGOs or working as freelance, etc.

At first, the data were checked to see whether there were scores outside the expected ranges. No out of range value was identified. There were no missing cases/values either since the program used to form the online survey did not allow for missing values. Next, multivariate outliers were checked using Mahalanobis distance (MD) statistics. Based on the Chi-square table, with seven predictors ($df = 7$, $p > .001$), the cut-off score for MD was found to be 24.32. A total of seventeen participants' distribution of data were found to be significantly different than other scores. Those participants' data were deleted and weren't included in the analyses. Moreover, multicollinearity or additivity assumption were checked to see whether each variable adds something separate to the analysis. Although there were no correlations higher than .70, to be on the safe grounds the correlations between Clan and Adhocracy (.604, $p < .01$) and Machiavellianism and narcissism (.541, $p < .01$) were checked. Having Tolerance greater than .1 and Variance Inflation Factor lower than 10, all variables meet the multicollinearity rule and none of the variables were dropped.

As a next step, multivariate normality assumption was checked. The Shapiro-Wilk test of normality was used to investigate the assumption. Data was not normally distributed ($W = .95$, $p < .01$) and the null hypothesis was rejected showing that the distribution of data was statistically significantly different than a normal distribution.

However, as the sample size is greater than 30 ($N = 275$), violation of normality is not a major problem according to Tabachnick and Fidell (2007). Furthermore, data were found to meet linearity assumption based on the normal P-P plot of regression standardized residuals showing that the data is close to the linear regression line. Homogeneity of variances and a homoscedasticity assumptions were met as well. After the data screening phase, the analyses were conducted on the remaining 275 participants.

3.2 Descriptive Statistics

Cronbach's Alpha values and descriptive statistics concerning study variables are presented in Table 2. As can be seen, results showed that most of the scales had high levels of Cronbach's Alpha coefficients ($\alpha_{\text{CWB}} = .94$, $\alpha_{\text{DT}} = .89$, $\alpha_{\text{Machiavellianism}} = .78$, $\alpha_{\text{Psychopathy}} = .71$, $\alpha_{\text{Narcissism}} = .92$, $\alpha_{\text{Clan}} = .81$, $\alpha_{\text{Adhocracy}} = .85$, $\alpha_{\text{market}} = .79$, $\alpha_{\text{Hierarchy}} = .82$).

Table 2

Cronbach's Alphas and descriptive statistics of study variables

	Cronbach's α	M	SD	Range	Skewness
PCWB	.94	.82	.50	2.95	.89
DT	.89	2.25	1.40	6.55	.19
Machiavellianism	.78	1.72	1.41	7.25	.83
Psychopathy	.71	1.21	1.40	5.67	1.30
Narcissism	.92	3.55	2.18	8.0	-.18
Clan	.81	27.78	13.62	91.67	1.16
Adhocracy	.85	19.16	11.55	85.0	2.37
Market	.79	25.43	14.06	85.0	1.26
Hierarchy	.82	32.87	14.88	95.0	.94

Note. $N = 275$. PCWB = Perceived Counterproductive Work Behavior, 1 = Very Harmful; 6 = Not harmful at all. DT = Dark Triad, 1 = Totally disagree; 8 = Totally agree. OCAI = Organizational Culture Assessment Instrument, each of the six items is rated four times representing four culture types of clan, adhocracy, market, and hierarchy using an ipsative scale (i.e., for each item 100 points is distributed among the four culture alternatives); higher scores represent higher levels of that culture being perceived in the organization.

Bivariate correlations for the study variables are presented in Table 3. CWB had significant negative correlations with total tenure ($r = -.12, p < .05$), tenure in the company ($r = -.14, p < .05$), and age of the company ($r = -.18, p < .01$). Likewise, DT had significant negative correlations with total tenure ($r = -.29, p < .01$), age category ($r = -.24, p < .01$), and tenure in the company ($r = -.22, p < .01$). Machiavellianism had significant negative correlations with total tenure ($r = -.25, p < .01$), age category ($r = -.24, p < .01$), and tenure with the organization ($r = -.21, p < .01$). Psychopathy had significant negative correlations with age category ($r = -.23, p < .01$), position ($r = -.19, p < .01$), tenure in the company ($r = -.22, p < .01$), total tenure ($r = -.28, p < .01$), education ($r = -.13, p < .05$), and age of the company ($r = -.15, p < .05$). Narcissism had significant negative correlations with age category ($r = -.15, p < .05$), tenure in the organization ($r = -.14, p < .05$) and total tenure ($r = -.22, p < .001$). Clan culture had significant negative correlation with size of the company ($r = -.18, p < .01$). Adhocracy had a significant positive correlation with position in the company ($r = .14, p < .05$) and significant negative correlations with the size of the company ($r = -.19, p < .01$) and the age of the company ($r = -.13, p < .05$). Finally, Hierarchy culture had significant positive correlations with age ($r = .12, p < .05$), size of the company ($r = .31, p < .001$), age of the company ($r = .26, p < .001$), and total tenure ($r = .12, p < .05$).

Table 3

Pearson correlation coefficients between study variables

	1	2	3	4	5	6	7	8	9	10	11	12	13	14	15	16	17
1. PCWB	—																
2. DT	.36**	—															
3. Machiavellianism	.27**	.82**	—														
4. Psychopathy	.35**	.71**	.54**	—													
5. Narcissism	.30**	.88**	.54**	.43**	—												
6. Clan	-.03	.04	.09	-.04	.03	—											
7. Adhocracy	-.04	.08	.16**	.03	.02	.60**	—										
8. Market	-.06	.07	.07	.00	.07	-.17**	.27**	—									
9. Hierarchy	.03	-.05	.02	-.05	-.07	-.12	-.08	.06	—								
10. Gender	-.08	.01	.03	-.09	.03	-.02	-.02	-.02	-.06	—							
11. Age Category	-.11	-.24**	-.24**	-.23**	-.15*	.01	.03	-.01	.12*	-.16**	—						
12. Education Level	-.06	-.08	-.05	-.13*	-.05	-.02	.00	-.04	.08	.04	.15*	—					
13. Position	-.09	-.08	-.05	-.19**	-.03	.09	.14*	.01	-.07	-.02	.46**	.16*	—				
14. Tenure Company	-.14*	-.22**	-.21**	-.22**	-.14*	.09	.10	-.05	.10	-.16**	.64**	.13*	.36**	—			
15. Total Tenure	-.12*	-.29**	-.25**	-.28**	-.22**	.01	.07	.02	.12*	-.15*	.85**	.20**	.47**	.70**	—		
16. Size	.02	.06	.04	-.00	.08	-.18**	-.19**	.12	.31**	-.04	.02	-.04	-.07	.07	.02	—	
17. Company Age	-.18**	-.12	-.09	-.15*	-.07	-.11	-.13*	.11	.26**	-.05	.22**	.01	.02	.32**	.23**	.47**	—

Note. $N = 275$, * $p < .05$, ** $p < .01$. Gender Male = 1, Female = 2. Age Category 19-30 = 2, 31-40 = 3, 41-50 = 4, 51-60 = 5, 61-70 = 6. Education Level Bachelor's Degree = 1, Master's Degree = 2. Position Junior = 1, Middle = 2, Senior = 3. Tenure in the Company 0-6 months = 1, 6 months-1 year = 2, 1-5 years = 3, 5-10 years = 4, 10-20 years = 5, more than 20 years = 6. Total Tenure 0-6 months = 1, 6 months-1 year = 2, 1-5 years = 3, 5-10 years = 4, 10-20 years = 5, more than 20 years = 6. Size Small-scale = 1, Medium-scale = 2, Large-scale = 3. Age of the Company 0-19 years = 1, 20-40 = 2, 50-100 = 3, more than 100 years = 4.

3.3 Hypothesis Testing

The current study investigated whether DT, Machiavellianism, psychopathy and narcissism predict attitudes towards CWB, and the potential moderation effect of organizational culture on these associations. Hierarchical regression analyses using SPSS 25.0 was used to test Hypothesis 1. Model 1 of the PROCESS Macro for SPSS 25.0 was used to conduct the moderation analyses being hypothesized. In the analyses, Machiavellianism, psychopathy and narcissism were the independent variables, hierarchy, market and adhocracy cultures were the moderators and attitudes towards CWB was the outcome variable. Moreover, in all analyses, the demographic variables which were the tenure in the company and the age of the company were controlled for as they were correlated with the CWB attitudes. Higher levels of tenure in the company and age of the company were associated with lower levels of positive attitudes towards CWB. An alpha level of .05 was used to test statistical significance in all analyses.

It was expected that, as Machiavellianism, psychopathy, and narcissism levels increased, attitudes towards CWB would get more positive as indicated by higher scores on the variable. Control variables were entered first. In step two, the three subscales of DT (Machiavellianism, psychopathy, and narcissism) were entered into the equation. The hierarchical multiple regression revealed that at stage one, tenure in the company and age of the company accounted for 4% of the variance in attitudes towards CWB ($F(2, 272) = 5.58, p < .01, R^2 = .04$). The analysis shows that tenure in the company did not significantly predict CWB attitudes ($\beta = -.09, t(272) = -1.36, p > .05$), however age of the company did significantly predict CWB attitudes ($\beta = -.15, t(272) = 2.45, p < .05$). Introducing Machiavellianism, psychopathy and narcissism into the model explained an additional 13% of variation in CWB attitudes ($\Delta R^2 = .13, F(5, 269) = 10.76, p < .001$). Machiavellianism did not significantly predict CWB attitudes ($\beta = .04, t(269) = .50, p > .05$). However, psychopathy ($\beta = .24, t(269) = 3.56, p < .01$) and narcissism ($\beta = .16, t(269) = 2.39, p < .05$) significantly predicted CWB attitudes. Together the five predictors accounted for

17% of the variance in CWB attitudes.

Hypothesis 1 was also tested treating DT as a single factor for exploratory purposes. Again the control variables were entered in Step 1 and DT in step 2. DT explained an additional 11% of the variance in CWB attitudes ($\Delta R^2 = .11$, $R^2 = .15$, $F(3,271) = 16.06$, $p < .001$). DT significantly predicted CWB attitudes, ($\beta = .34$, $t(271) = 5.97$, $p < .001$). Moreover, age of the company was still a significant predictor of CWB attitudes ($\beta = -.14$, $t(271) = -2.30$, $p < .05$). Thus, Hypothesis 1 was supported.

The the standardized regression coefficients (β), t-values and R^2 values for the full model are reported in Table 4.

Table 4

Summary of hierarchical regression analysis for the DT predicting attitudes towards CWB

Variables	β	t	R	R^2	ΔR^2
Step 1			.20	.04	.04
Tenure Company	-.09	-1.36			
Company Age	-.15	-2.45*			
Step 2 DT Factors			.41	.17	.13
Tenure Company	-.01	-.16			
Age of the Company	-.13	-2.13*			
Machiavellianism	.04	.50			
Psychopathy	.24	3.56**			
Narcissism	.16	2.39*			
Step 2 DT Composite			.39	.15	.11
Tenure Company	-.02	-.28			
Company Age	-.14	-2.30*			
DT	.34	5.97**			

Note. $N = 275$, * $p < .05$, ** $p < .01$.

Hypothesis 2 stated that the association between CWB attitudes and Machiavellianism would be stronger in cultures of hierarchy. All statistical results are shown in Table 5. According to the results, the main effect of Machiavellianism was positive and significant on CWB attitudes ($b = .09$, $SE = .02$, $p < .001$, 95% CI = .05, .13). The main effect of hierarchy culture was not significant. Also, the

moderation effect was not significant in the analysis. As a result, Hypothesis 2 was not supported. Moreover, it had been found that, age of the company which was a covariate in the model had a significant negative effect on CWB attitudes ($b = -.09$, $SE = .03$, $p < .01$, 95% CI = $-.15, -.02$).

Table 5

Simple moderation model for Machiavellianism and hierarchy culture on CWB attitudes

	CWB
Tenure Company	-.02 (.03) 95% CI -.07, .03
Age of the Company	-.09** (.03) 95% CI -.15, -.02
Machiavellianism	.09** (.02) 95% CI .05, .13
Hierarchy	.00 (.00) 95% CI -.00, .01
Machiavellianism*Hierarchy	.00 (.00) 95% CI -.00, .00
R^2	.11**
$F(df, df)$	6.34 (5, 269)
X-W $R^{2change}$.00
$F(df, df)$	1.14 (1, 269)

Note. $N = 275$. * $p < .05$, ** $p < .001$.

Hypothesis 3 stated that the association between CWB attitudes and narcissism would be stronger when the organization the employee works in is characterized by

an adhocracy culture. Results of analysis testing this hypothesis are shown in Table 6. According to the results, the main effect of narcissism was positive and significant on CWB attitudes ($b = .07$, $SE = .01$, $p < .001$, 95% CI = .04, .09). The main effect of adhocracy culture was not significant. Also, the moderation effect was not significant in the analysis. As a result, Hypothesis 3 was not supported. Moreover, it had been found that, age of the company which was a covariate in the model had a significant effect on CWB attitudes ($b = -.08$, $SE = .03$, $p < .05$, 95% CI = -.15, -.02).

Table 6

Simple moderation model for narcissism and adhocracy culture on CWB Attitudes

	CWB
Tenure Company	-.02 (.03) 95% CI -.07, .04
Age of the Company	-.08* (.03) 95% CI -.15, -.02
Narcissism	.07** (.01) 95% CI .04, .09
OCAI – Adhocracy	.00 (.00) 95% CI -.01, .00
Narcissism*Adhocracy	.00 (.00) 95% CI .00, .00
R^2	.12**
$F(df, df)$	7.29 (5, 269)
X-W $R^{2change}$.00
$F(df, df)$.09 (1, 269)

Note. $N = 275$. * $p < .05$, ** $p < .001$.

Hypothesis 4 stated that the association between CWB attitudes and narcissism would be stronger when the organization the employee works in is characterized by a market culture. Results of this analysis are shown in Table 7. According to the results, the main effect of narcissism was positive and significant on CWB attitudes

($b = .06$, $SE = .01$, $p < .01$, 95% CI = .04, .09). The main effect of market culture was not significant. Also, the moderation effect was not significant in the analysis. As a result, Hypothesis 4 was not supported. Moreover, it had been found that, age of the company which was a covariate in the model had a significant effect on CWB attitudes ($b = -.07$, $SE = .03$, $p < .05$, 95% CI = -.13, -.01).

Table 7

Simple moderation model for narcissism and market culture on CWB attitudes

	CWB
Tenure in the Company	-.02 (.03) 95% CI -.08, .03
Age of the Company	-.07* (.03) 95% CI -.13, -.01
Narcissism	.06** (.01) 95% CI .04, .09
OCAI - Market	.00 (.00) 95% CI -.01, .00
Narcissism*OCAI - Market	.00 (.00) 95% CI -.00, .00
R^2	.12**
$F(df, df)$	7.38 (5, 269)
X-W $R^{2change}$.00
$F(df, df)$.50 (1, 269)

Note. $N = 275$. * $p < .05$, ** $p < .001$.

Hypothesis 5 stated that the association between CWB attitudes and psychopathy would be stronger when the organization the employee works in is characterized by a market culture. All statistical results are shown in Table 8. According to the results, the main effect of Psychopathy was positive and significant on CWB attitudes ($b = .12$, $SE = .02$, $p < .001$, 95% CI = .08, .16). The main effect of market culture was not significant. Also, the moderation effect was not significant in the analysis. As a result, Hypothesis 5 was not supported.

Table 8

Simple moderation model for psychopathy and market culture on CWB attitudes

	CWB
Tenure in the Company	-.02 (.03) 95% CI -.07, .03
Age of the Company	-.06 (.03) 95% CI -.12, .00
Psychopathy	.12** (.02) 95% CI .08, .16
OCAI - Market	.00 (.00) 95% CI -.01, .00
Psychopathy*Market	.00 (.00) 95% CI -.00, .00
R^2	.14**
$F(df, df)$	9.02 (5, 269)
X-W $R^{2change}$.00
$F(df, df)$.12 (1, 269)

Note. $N = 275$. * $p < .05$, ** $p < .001$.

CHAPTER 4

DISCUSSION

4.1 Overview

The aim of the current study was to investigate (a) the predictive effects of the Dark Triad as a unitary construct and the components of Dark Triad, namely, Machiavellianism, psychopathy and narcissism on attitudes towards counterproductive work behaviors, (b) the moderating role of the organizational culture in the Dark Triad-counterproductive work behavior attitudes relationships. In the current study, rather than asking participants whether they have engaged in CWBs, participants were asked to rate the degree to which the presented CWBs are harmful to the organization, employees, and their performances. As suggested by Kamp and Brooks (1991) this was done to gain less socially desirable and more honest responses. The results showed that the Dark Triad as a unitary construct positively predicts attitudes towards CWB. Among the DT traits, only psychopathy and narcissism had a significant positive relationship with CWB attitudes. Machiavellianism was not predictive of CWB attitudes. Finally, the results failed to support the moderating role of organizational culture in the relationship between DT and PCWB.

In the following sections, implications of the findings are discussed first. Next, contributions, limitations and suggestions for future studies are presented.

4.2 Discussion of Findings and Implications

In the current study, the first hypothesis stated that the Dark Triad would be predictive of CWB attitudes. Confirmatory factor analyses on the DT suggested that treating DT as a three-component structure, rather than a single factor structure, fit

the data better. Hence Hypothesis 1 was tested by both treating the DT as a unitary construct and also three relatively independent constructs. The results showed that, DT as a whole, psychopathy, and narcissism but not Machiavellianism predicted attitudes of the participants toward CWBs. More specifically, controlling for the age of the company and tenure in the company, overall, Machiavellianism, psychopathy, and narcissism explained 12% of the variance in CWB attitudes. Specifically, the unique effects of psychopathy and narcissism were significant. That is, individuals higher in psychopathy and narcissism were more likely to have positive attitudes towards CWBs than those lower in psychopathy and narcissism. Moreover, psychopathy had the highest predictive power among the three Dark Triad traits. Current findings are consistent with the findings reported in the literature. Narcissism (Bogart, Benotsch, & Pavlovic, 2004; Penney & Spector, 2002) and psychopathy (Hare & Neumann, 2009) were found to be significant predictors of CWB attitudes. O'Boyle and colleagues (2102) found that, among the three DT traits, narcissism had the strongest relationship with CWB attitudes explaining an extra 9.2% of variance above and beyond FFM (Grijalva & Newman, 2015). So, current findings suggest that individuals with narcissistic and psychopathic tendencies would be more likely to have positive attitudes towards CWBs. Considering the cost of deviant or counterproductive behaviors for work organizations current findings have critical practical implications. Between US\$6 billion and US\$200 billion were lost annually as a result of CWBs in the organizations (Law & Zhou, 2014). That is, organizations could benefit from selection/screening systems to identify individuals with such dark attributes to prevent that potential cost of having them in their workforce.

Surprisingly, Machiavellianism was not a significant predictor of CWB attitudes. Available empirical evidence suggests that Machiavellianism is positively related to engaging in workplace bullying (e.g., O'Boyle et al., 2012; Pilch & Turska, 2015). It is possible that individuals with Machiavellianism could have been better at manipulating their responses to attitude items than both narcissists and psychopaths as they are already good at manipulating impressions. Alternatively, this finding can be due to the CWB scale being used in the study. In this study the CWB

Checklist was used without separating the CWB-I and CWB-O aspects. In the literature, Machiavellianism was found to have stronger relationships with interpersonal forms of CWB (mistreatment of co-workers and betrayal) than other forms of CWBs (O'Boyle et al., 2012). Therefore, the current finding may have stemmed from not separating CWBs into its major components.

Based on the regression analysis, tenure in the company and age of the company was found to have significant correlations with attitudes towards CWBs. This was the reason why those variables had been chosen as covariates in the moderation analyses. However, when the moderation analysis was conducted, the results showed that tenure in the company did not have a significant effect on attitudes toward counterproductive behaviors in the workplace. This non-significant finding is in line with Ng and Feldman's (2013) study in which tenure was found to be unrelated with self-ratings of overall CWB (Ng & Feldman, 2013). Yet, the literature on these effects of tenure on CWBs is rather inconsistent. Some studies indicated that organizational tenure was negatively associated with CWB meaning that high tenure was related to less CWB (Ng & Feldman, 2010) among women (Dirican & Erdil, 2016). On the contrary, some studies found a positive association, as long-tenured employees were engaging in more CWB (Glomb & Liao, 2003; Henle, 2005). The results in this study can be due to the categorization of tenure which was divided into six narrow categories, however, in the studies finding significant results, it could be seen that the categorization of tenure was quite different, with three broad categories (i.e. 0-10 years, 11-20 years, 21 and more years). Continuing with the covariates in the hypotheses, age of the company had been found significantly predicting attitudes towards CWB. As the age of the company increased, the employees showed significantly less positive attitudes towards counterproductive behaviors. The tenure in the company and age of the company accounted for 4% of the variance in attitudes towards CWB.

Consistent with the literature, after controlling for age of the company and tenure at the company, the Dark Triad as a single construct explained 11% of the variance in CWB attitudes. According to previously reported findings, the Dark

Triad explained 27% of the variance in CWB attitudes (O'Boyle et al., 2012). Parallel to the results of hypothesis 1a, 1b and 1c, age of the company was a significant negative predictor in explaining CWB, in a way that, the variance it accounted for increased when DT was entered into the analysis. This result can suggest a possible relationship between the DT and age of the company, such that, individuals with DT tendencies shape their behaviors according to the company's well-grounded rules and regulations.

Several reserachers tried to explain why counterproductive work behaviors were seen more frequently in some organizations than in others (Marcus & Schuler, 2004, Robinson & Greenberg, 1998). Organizational culture as a moderator in this relationship might allow for deviant acts (Salin, 2003). In the current study none of the hypotheses suggesting a moderating effect of culture in the DT-CWB relationships was supported. There may be a number of plausible explanations for not finding a moderating effect of culture. One of the explanations could be that due to the measurement of attitudes towards CWBs rather than measuring engagement level of CWBs. The findings were inconsistent with the literature.

4.3 Strengths/Contributions and Practical Implications

The current study contributed to the literature by examining personality and organizational factors' effect on the perceived counterproductive work behaviors. Asking participants' perceptions of CWB could have minimized the desirability effect which would be expected if ratings of actual CWB were required. Another contribution of the study is the findings concerning the effects of Dark Triad (as a single factor and as three dimensions) in predicting CWB. This finding supports the Dark Triad literature. The implication is, personality measures could be utilized in recruitment or screening processes. Even though the DT is a relatively new area of research, recruiters may start to use applicant information on the DT traits as an input in their hiring decisions.

4.4 Limitations and Suggestions for Future Studies

The study has some limitations worth mentioning. First of all, although participants were asked to report their perceptions of CWB in their organization to minimize the social desirability effect, participants could still have provided desirable responses. To get a view of the degree to which the respondents might be giving socially desirable responses, a social desirability scale (e.g., the Marlowe Crowne Social Desirability Scale - Reynolds, 1982) could be administered in the future studies. Like the CWB scale, the DT scales were also measured with self-report. Machiavellianism and Psychopathy items were also prone to socially desirable responses with the difficulty of attaining honest responses from Narcissist personalities because of their fragile self-esteem. Hence, conditional reasoning tests (James, 1998) could be developed for DT traits and handed to the participants, rather than self-report measures. This might be a reason for failing to support the hypotheses in the study. Also, in the future studies, self-report measures can be supported with peer-ratings and subordinate ratings to have a clearer and realistic understanding of the CWB. Future research can benefit from separating the components of CWBs into CWB-I and CWB-O. Related to this, engagement in CWB was not assessed in this study, rather the perceptions of CWB was examined. Apart from just the intentions, actual CWB should be examined to contribute to the literature and to have some practical implications to be governed in company settings. An alternative for CWB-checklist, such as Negative Acts Questionnaire-Revised - NAQ-R of Einarsen, Hoel, and Notelaers (2009), could have also been used. This study along with the previous studies in the literature, will shed a light on the variables to be examined in the scope of CWB. Based on the findings, companies need to consider applying training programs to increase the knowledge of their employees on CWB, forms of CWB and how those acts harm the organization and its members.

Moreover, a limitation also might be related with the common method bias (CMB) as the data concerning the predictors and the outcome had been collected

from the same participants, all using self-report measures, at one point in time. This is an aspect being somewhat omitted in the Dark Triad literature. In the future studies more attention should be paid on this issue and collect data in different time points, or use measurements other than self-reports.

Another limitation of the study is related to the sample used in this study. The surveys were distributed via social media, therefore, the decision to participate or not was highly dependent on the personal characteristics of the individuals in their helping tendencies. The extent to which the sample was representative of the respondents in the general population is not known.

The final limitation was using the OCAI as the measure of organizational culture. The OCAI's rating scale was an ipsative one. The literature on ipsative scales presents mixed results concerning their psychometric properties (Eijnatten, Ark, & Holloway, 2015; Meglino & Ravlin, 1998). Opponents of the scale are suggesting the use of Likert-type rating scales. Future studies can benefit from Likert versions of the OCAI (Hartnell et al, 2011).

REFERENCES

- Agarwal, P., & Farndale, E. (2017). High-performance work systems and creativity implementation: the role of psychological capital and psychological safety: High-performance work systems and creativity implementation. *Human Resource Management Journal*.
- Aghababaei, N., Błachnio, A., Arji, A., Chiniforoushan, M., Tekke, M., & Mehrabadi, A. (2016). Honesty–humility and the HEXACO structure of religiosity and well-being. *Current Psychology*, 35, 421-426.
- Ağca, H. (2014). Individual and organizational predictors of perceiving workplace behaviors as counterproductive (Unpublished Master's thesis). Middle East Technical University, Ankara, Turkey.
- Ajzen, I., & Fishbein, M. (1977). Attitude-behavior relations: A theoretical analysis and review of empirical research. *Psychological Bulletin*, 84, 888-918.
- Austin, E. J., Farrelly, D., Black, C., & Moore, H. (2007). Emotional intelligence, Machiavellianism and emotional manipulation: Does EI have a dark side? *Personality and Individual Differences*, 43(1), 179-189.
- Ashton, M. C., & Lee, K. (2008). the prediction of honesty-humility-related criteria by the HEXACO and five-factor models of personality. *Journal of Research in Personality*, 42(5), 1216-1228.
- Ashton, M. C., Lee, K., & Son, C. (2000). Honesty as the sixth factor of personality: Correlations with Machiavellianism, primary psychopathy, and social adroitness. *European Journal of Personality*, 14(4), 359-369.
- Barker, J. R. (1993). Tightening the iron cage: concertve control in self-managing teams. *Administrative Science Quarterly*, 38, 408-37.
- Bennett, R. J., & Robinson, S. L. (2000). The development of a measure of workplace deviance. *Journal of Applied Psychology*, 85, 349-360.

- Berry, C. M., Carpenter, N. C., & Barratt, C. L. (2012). Do other-reports of counterproductive work behavior provide an incremental contribution over self-reports? A meta-analytic comparison. *Journal of Applied Psychology, 97*(3), 613-636.
- Berry, C. M., Ones, D. S., & Sackett, P. R. (2007). Interpersonal deviance, organizational deviance, and their common correlates: A review and meta-analysis. *Journal of Business Ethics, 102*(2), 255-259.
- Bilgiç, R., Algı, E., Aydın, F., Ağca, H., Selvi, K., & Yüce, Ü. (2010). Türk çalışanları için iş hayatında verimlilik karşıtı davranışlar ölçeğinin güvenilirlik ve geçerlik çalışması. Unpublished manuscript, Middle East Technical University.
- Blickle, G., Schütte, N., & Genau, H. (2018). Manager psychopathy, trait activation, and job performance: a multi-source study. *European Journal of Work and Organizational Psychology, 1-12*.
- Boddy, C. R. (2011). The corporate psychopaths' theory of the global financial crisis. *Journal of Applied Psychology, 85*, 349-360.
- Bollmann, G., & Krings, F. (2016). Workgroup climates and employees' counterproductive work behaviors: A social-cognitive perspective. *Journal of Management Studies, 53*(2).
- Book, A., Visser, B. A., & Volk, A. A. (2015). Unpacking "evil": Claiming the core of the Dark Triad. *Personality and Individual Differences, 73*, 29-38.
- Bowling, N. A., Burns, G. N., Stewart, S. M., & Gruys, M. L. (2011). Conscientiousness and agreeableness as moderators of the relationship between neuroticism and counterproductive work behaviors: A constructive replication. *International Journal of Selection and Assessment, 19*, 320-330.
- Bushman, B. J., & Baumeister, R. F. (1998). Threatened egotism, narcissism, self-esteem, and direct and displaced aggression: Does self-love or self-hate lead to violence? *Journal of Personality and Social Psychology, 75*(1), 219-229.

- Cameron, K. S., & Quinn, R. E. (2011). *diagnosing and changing organizational culture: based on the competing values framework* (3rd ed.). *San Francisco: Jossey-Bass.*
- Cameron, K. S., & Quinn, R. E. (1999). *Diagnosing and changing organizational culture: Based on the competing values framework.* *Addison Wesley Publication.*
- Cameron, K., Quinn, R.E., DeGraff, J., & Thakor, Anjan. (2006). *Competing values leadership: Creating value in organizations.*
- Campbell, W. K., Hoffman, B. J., Campbell, S. M., & Marchisio, G. (2011). Narcissism in organizational contexts. *Human Resource Management Review, 21*, 268-284.
- Campbell, W. K., Reeder, G. D., Sedikides, C., & Elliot, A. J. (2000). Narcissism and comparative self-enhancement strategies. *Journal of Research in Personality, 34*(3), 329-347.
- Caspi, A., Roberts, B. W., & Shiner, R. L. (2005). Personality development: Stability and change. *Annual Review of Psychology, 56*, 453-484.
- Castille, C., Buckner, J. E. & Thoroughgood, C. N. (2018). Prosocial citizens without a moral compass? examining the relationship between machiavellianism and unethical pro-organizational behavior. *Journal of Business Ethics. 149.*
- Castille, C., Kuyumcu, D., & Bennett, R. (2016). Prevailing to the peers' detriment: Organizational constraints motivate Machiavellians to undermine their peers. *Personality and Individual Differences. 104.*
- Chatterjee, A., & Hambrick, D. C. (2007). It's all about me: narcissistic chief executive officers and their effects on company starategy and performance. *Administrative Science Quarterly, 52*, 351-386.
- Chirumbolo, A. (2014). The impact of job insecurity on counterproductive work behaviors: the moderating role of honesty–humility personality trait. *The*

Journal of Psychology. 149. 1-16.

Christie, R., & Geis, F. L. (1970). *Studies in Machiavellianism*. New York: Academic Press.

De Clercq, D., Ul Haq, I., Raja, U., Azeem, M. U., & Mahmud, N. (2018). When is an Islamic work ethic more likely to spur helping behavior? The roles of despotic leadership and gender. *Personnel Review*, 47(3), 630-650.

Cohen, A. (2016). Are they among us? A conceptual framework of the relationship between the dark triad personality and counterproductive work behaviours (CWBs). *Human Resource Management Review*, 26, 69-85.

Cohen, A., & Diamant, A. (2019). The role of justice perceptions in determining counterproductive work behaviors. *The International Journal of Human Resource Management*, 30(20), 2901-2924.

Cooke, D.J., & Michie, C. (2001). Refining the construct of psychopathy: Towards a hierarchical model. *Psychological Assessment*, 13, 171-188.

Cropanzano, R., & Mitchell, M. S. (2005). Social exchange theory: an interdisciplinary review. *Journal of Management*, 31(6), 874-900.

Dalal, R. S. (2005). A meta-analysis of the relationship between organizational citizenship behavior and counterproductive work behavior. *Journal of Applied Psychology*, 90(6), 1241-1255.

Denison, D. R. (1990). *Wiley series on organizational assessment and change. Corporate culture and organizational effectiveness*. John Wiley & Sons.

Denison, D. R., & Mishra, A. K. (1995). Toward a theory of organizational culture and effectiveness. *Organizational Science*, 6, 204-223.

Detert, J., Schroeder, R., & Mauriel, J. (2000). A framework for linking culture and improvement initiatives in organizations. *Academy of Management Review*. 25.

- Devonish, D. (2013). Workplace bullying, employee performance and behaviours the mediating role of psychological well-being. *Employee Relations*, 35, 630-47.
- Eijnatten, F. M., Ark, L. A., & Holloway, S. S. (2015). Ipsative measurement and the analysis of organizational values: an alternative approach for data analysis. *Quality and Quantity*, 49, 559-579.
- Eissa, N., Al-Houqani, M., Sadeq, A., Ojha, S., Sasse, A., & Sadek, B. (2018). Current enlightenment about etiology and pharmacological treatment of autism spectrum disorder. *Frontiers in Neuroscience*. 12.
- Elliot, A., & Thrash, T. (2001). Achievement goals and the hierarchical model of achievement motivation. *Educational Psychology Review*. 13. 139-156.
- Eraslan-Çapan, B., Satıcı, S. A., Yılmaz, M. F., & Kayış, A. R. (2015). Karanlık üçlü ölçeği: türkçeye uyarlama çalışması. 13. ulusal psikolojik danışma ve rehberlik kongresinde sunulmuştur, 7-10 Ekim, Mersin, Türkiye.
- Ferguson, M., & Barry, B. (2011). I know what you did: The effects of interpersonal deviance on bystanders. *Journal of Occupational Health Psychology*, 16, 80-94.
- Fox, S., Spector, P. E., & Miles, D. (2001). Counterproductive work behavior (CWB) in response to job stressors and organizational justice: some mediator and moderator tests for autonomy and emotions. *Journal of Vocational Behavior*, 59, 291-309.
- Galperin, B. L., Bennett, R. J., & Aquino, K. (2011). Status differentiation and the protean self: A social-cognitive model of unethical behavior in organizations. *Journal of Business Ethics*, 98(3), 407-424.
- Gardner, B., Lally, P., & Wardle, J. (2012). Making health habitual: the psychology of 'habit-formation' and general practice. *British Journal of General Practice*, 62(605), 664-666.
- Geis, F.L., & Christie, R. (1970). Studies in Machiavellianism (pp. 314-338). New

York, NY: Academic Press.

Geukes, K., Harvey, J., Trezise, A., & Mesagno, C. (2017). Personality and performance in real-world competitions: Testing trait activation of fear of negative evaluation, dispositional reinvestment, and athletic identity in the field. *Psychology of Sport and Exercise*, 30.

Glisson, C., & James, L. (2002). The cross-level effects of culture and climate in human service teams. *Journal of Organizational Behavior*, 23, 767-794.

Goncalo, J., Flynn, F., & Kim, S. (2010). Are two narcissists better than one? the link between narcissism, perceived creativity, and creative performance. *Personality & social psychology bulletin*, 36, 1484-95.

Greenbaum, R., Mawritz, M., & Eissa, G. (2012). Bottom-line mentality as an antecedent of social undermining and the moderating roles of core self-evaluations and conscientiousness. *The Journal of applied psychology*, 97, 343-59.

Grijalva, E., & Newman, D. A. (2015). Narcissism and counterproductive work behavior (cwb): meta-analysis and consideration of collectivist culture, big five personality, and narcissism's facet structure. *Applied Psychology*, 64(1), 93-126.

Gruys, M. L. (1999). The dimensionality of deviant employee behavior in the workplace. Thesis submitted to the doctoral program.

Gruys, M. L., & Sackett, P. R. (2003). Investigating the dimensionality of counterproductive work behavior. *International Journal of Selection and Assessment*, 11, 30-42.

Gunthorsdottir, A., McCabe, K., & Smith, V. (2002). Using the Machiavellianism instrument to predict trustworthiness in a bargaining game. *Journal of Economic Psychology*, 23(1), 49-66.

Hafidz, S. W. M. (2012). Individual differences as antecedents of counterproductive

- work behaviour. *Asian Social Science*, 8(13).
- Ham, C., Seybert, N., & Wang, S. (2017). Narcissism is a bad sign: CEO signature size, investment, and performance. *Review of Accounting Studies*, 23, 1-31.
- Hare, R. D. (2016). Psychopathy, the PCL-R, and criminal justice: Some new findings and current issues. *Canadian Psychology/Psychologie canadienne*, 57(1), 21-34.
- Hare, R. D., & Neumann, C. S. (2008). Psychopathy as a clinical and empirical construct. *Annual Review of Clinical Psychology*, 4, 217-246.
- Harms, P.D., Spain, S. M., & Hannah, S. T. (2011). Leader development and the dark side of personality. *The Leadership Quarterly*, 22(3), 495-509.
- Harrison, A., Summers, J., & Mennecke, B. (2018). The effects of the dark triad on unethical behavior. *Journal of Business Ethics*, 153(1), 53-77.
- Hartnell, C. A., Ou, A. Y., & Kinicki, A. (2011). Organizational culture and organizational effectiveness: A meta-analytic investigation of the competing values framework's theoretical suppositions. *Journal of Applied Psychology*, 96(4), 694-694.
- Hellriegel, D., & Slocum, J. W. (1974). Organizational climate: Measures, research and contingencies. *Academy of Management Journal*, 17(2), 255-280.
- Hobfoll, S. E. (1989). Conservation of resources: A new attempt at conceptualizing stress. *American Psychologist*, 44(3), 513-524.
- Hogan, R., & Shelton, D. (1998). A socioanalytic perspective on job performance. *Human Performance*, 11, 129-144.
- Hurley, S. (2005). Social heuristics that make us smarter. *Philosophical Psychology*, 18, 585-612.

- Jakobwitz, S., & Egan, V. (2006). The dark triad and normal personality traits. *Personality and Individual Differences, 40*, 331-339.
- Jensen, J. M., & Patel, P. C. (2011). Predicting counterproductive work behaviour from the interaction of personality traits. *Personality and Individual Differences, 51*, 466-471.
- John, O. P., & Srivastava, S. (1999). The big five trait taxonomy: History, measurement, and theoretical perspectives. In L. A. Pervin & O. P. John (Eds.), *Handbook of personality: Theory and research* (p. 102-138). Guilford Press.
- Jonason, P. K., & Kavanagh, P. (2010). The dark side of love: Love styles and the Dark Triad. *Personality and Individual Differences, 49*(6), 606-610.
- Jonason, P. K., Li, N. P., & Teicher, E. A. (2010). Who is James Bond? The dark triad as an agentic social style. *Individual Differences Research, 8*, 111-120.
- Jonason, P. K., Li, N. P., Webster, G. D., & Schmitt, D. P. (2009). The dark triad: Facilitating a short-term mating strategy in men. *European Journal of Personality, 23*(1), 5-18.
- Jonason, P. K., & McCain, J. (2012). Using the HEXACO model to test the validity of the dirty dozen measure of the dark triad. *Personality and Individual Differences, 53*(7), 935-938.
- Jonason, P. K., & O'Connor, P. J. (2017). Cutting corners at work: An individual differences perspective. *Personality and Individual Differences, 107*, 146-153.
- Jonason, P.K., & Jackson, C. (2016). The Dark Triad traits through the lens of Reinforcement Sensitivity Theory. *Personality and Individual Differences, 90*, 273-277.
- Jonason, P. & Tost, Jeremy. (2010). I just cannot control myself: The Dark Triad and self-control. *Personality and Individual Differences, 49*, 611-615.

- Jonason, P. K., & Webster, G. D. (2010). The dirty dozen: A concise measure of the dark triad. *Psychological Assessment*, 22(2), 420-432.
- Jonason, P.K, Wee, S., & Li, N. (2015). Competition, autonomy, and prestige: Mechanisms through which the Dark Triad predict job satisfaction. *Personality and Individual Differences*. 72. 112-116.
- Jones, D. N., & Paulhus, D. L. (2011). The role of impulsivity in the Dark Triad of personality. *Personality and Individual Differences*, 51, 679-682.
- Kahn, R. L., Wolfe, D. M., Quinn, R. P., Snoek, J. D., & Rosenthal, R. A. (1964). *Organizational stress: studies in role conflict and ambiguity*. John Wiley.
- Kamp, J., & Brooks, P. (1991). Perceived organizational climate and employee counterproductivity. *Journal of Business and Psychology*, 5, 447-458.
- Kaptein, M. (2011). Understanding unethical behavior by unraveling ethical culture. *Human Relations*, 64(6), 843-869.
- Karren, R. J., & Zacharias, L. (2007). Integrity tests: Critical issues. *Human Resource Management Review*, 17, 221-234.
- Kealy, D., & Ogrodniczuk, J. (2011). Narcissistic interpersonal problems in clinical practice. *Harvard Review of Psychiatry*. 19. 290-301.
- Kessler, S. R., Bandelli, A. C., Spector, P. E., Borman, W. C., Nelson, C. E., & Penney, L. M. (2010). Re-examining Machiavelli: A three-dimensional model of Machiavellianism in the workplace. *Journal of Applied Social Psychology*, 40, 1868-1896.
- Lacatus, M. (2013). Organizational culture in contemporary university. *Procedia - Social and Behavioral Sciences*. 76. 421-425.
- Latham, G. P. (2001). The importance of understanding and changing employee

outcome expectancies for gaining commitment to an organizational goal. *Personnel Psychology*, 54, 707-16.

Law, K., & Zhou, Y. (2014). On the relationship between implicit attitudes and counterproductive work behaviors. *Asia Pacific Journal of Management*, 31(2), 643-659.

LeBreton, J. M., Binning, J. F., & Adorno, A. J. (2006). Subclinical psychopaths. In Segal DL, Thomas JC (Eds.), *Comprehensive handbook of personality and psychopathology: Vol. 1. personality and everyday functioning* (pp. 388–411). New York, NY: Wiley.

LeBreton, J. M., Shiverdecker, L. K., & Grimaldi, E. M. (2018). The dark triad and workplace behavior. *Annual Review of Organizational Psychology and Organizational Behavior*, 5, 387-414.

Lilienfeld, S. O., & Widows, M. R. (2005). *Psychopathic personality inventory-revised: professional manual*. Lutz, FL: *Psychological Assessment Resources Inc.*

Lim, S., Cortina, L. M., & Magley, V. J. (2008). Personal and workgroup incivility: impact on work and health outcomes. *Journal of Applied Psychology*, 93(1), 95-107.

Marcus, B., & Schuler, H. (2004). Antecedents of counterproductive behavior at work: A general perspective. *Journal of Applied Psychology*, 89(4), 647-660.

McCrae, R. R., Costa, P. T. (1985). Updating Norman's "adequacy taxonomy": Intelligence and personality dimensions in natural language and in questionnaires. *Journal of Personality and Social Psychology*, 49(3), 710-721.

McCrae, R. R., & Costa, P. T. (1987). Validation of the five-factor model of personality across instruments and observers. *Journal of Personality and Social Psychology*, 52(1), 81-90.

Meglino, B. M., & Ravlin, E. C. (1998). Individual values in organizations:

Concepts, controversies, and research. *Journal of Management*, 24(3), 351-389.

Michel, J. S., & Bowling, N. A. (2013). Does dispositional aggression feed the narcissistic response? the role of narcissism and aggression in the prediction of job attitudes and counterproductive work behaviors. *Journal of Business and Psychology*, 28(1), 93-105.

Miron-Spektor, E., Erez, M., & Naveh, E. (2004). Do personal characteristics and cultural values that promote innovation, quality, and efficiency compete or complement each other? *Journal of Organizational Behavior*, 25, 175-199.

Moccoby, M. (2004). Why people follow the leader: the power of transference. *Harvard Business Review*, 82(9), 76-85.

Moore, C., Detert, J. R., Klebe Treviño, L., Baker, V. L., & Mayer, D. M. (2012). Why employees do bad things: Moral disengagement and unethical organizational behavior. *Personnel Psychology*, 65(1), 1-48.

Morf, C. C., & Rhodewalt, F. (2001). Unraveling the paradoxes of narcissism: A dynamic self-regulatory processing model. *Psychological Inquiry*, 12, 177-196.

Neo, B., Sellbom, M., Smith, S., & Lilienfeld, S. (2018). Of boldness and badness: insights into workplace malfeasance from a triarchic psychopathy model perspective. *Journal of Business Ethics*, 149.

O'Boyle, E. H., Forsyth, D. R., Banks, G. C., & McDaniel, M. A. (2012). A meta-analysis of the dark triad and work behaviour: A social exchange perspective. *Journal of Applied Psychology*, 97(3), 557-579.

Öcel, H. (2010). Üretim karşıtı iş davranışları ölçeği: Geçerlik ve güvenirlik çalışması. *Türk Psikoloji Yazıları*, 13 (26), 18-26.

O'Reilly, C. A., & Chatman, J. A. (1996). Culture as social control: Corporations, cults, and commitment. *Research in Organizational Behavior*, 18, 157-200.

- Paulhus, D. L., & Williams, K. M. (2002). The dark triad of personality: Narcissism, Machiavellianism, and psychopathy. *Journal of Research in Personality, 36*(6), 556-563.
- Paunonen, S., Lönnqvist, J., Verkasalo, M., Leikas, S., & Nissinen, V. (2006). Narcissism and emergent leadership in military cadets. *The Leadership Quarterly, 17*. 475-486.
- Penney, L. M., & Spector, P. E. (2003). Narcissism and counterproductive work behavior: do bigger egos mean bigger problems? *International Journal of Selection and Assessment, 10*, 126-134.
- Peterson, S. J., Luthans, F., Avolio, B. J., Walumbwa, F. O., & Zhang, Z. (2011). Psychological capital and employee performance: A latent growth modelling approach. *Personnel Psychology, 64*, 427-450.
- Phipps, S. T. A., Prieto L. C., & Deis, M. H. (2015). The role of personality in organizational citizenship behaviour: Introducing counterproductive work behaviour and integrating impression management as a moderating factor. *Journal of Organizational Culture, Communications and Conflict, 19* (1).
- Pilch, I., & Turska, E. (2015). Relationships between Machiavellianism, organizational culture, and workplace bullying: Emotional abuse from the target's and the perpetrator's perspective. *Journal of Business Ethics, 128*(1), 83-93.
- Pinto, J., Leana, C. R., & Pil, F. K. (2008). Corrupt organizations or organizations of corrupt individuals? Two types of organization-level corruption. *Academy of Management Review, 33*(3), 685-709.
- Pletzer, J. L., Bentvelzen, M., Oostrom, J. K., & Vries, R. R. (2019). A meta-analysis of the relations between personality and workplace deviance: Big Five versus HEXACO. *Journal of Vocational Behavior, 11*, 369-383.
- Quinn, R. and Rohrbaugh, J. (1983) A spatial model of effectiveness criteria: toward a competing values approach to organizational analysis. *Management Science, 29*, 363-377.

- Raskin, R., & Hall, C. S. (1981). The narcissistic personality inventory: alternate form reliability and further evidence of construct validity. *Journal of Personality Assessment*, 45(2), 159-162.
- Rauthmann, John & Kolar, Gerald. (2012). How “dark” are the Dark Triad traits? Examining the perceived darkness of narcissism, Machiavellianism, and psychopathy. *Personality and Individual Differences*, 53, 884-889.
- Rehman, U., & Shahnawaz, G. (2018). Machiavellianism, job autonomy and counterproductive work behaviour among indian managers. *Revista de Psicología del Trabajo y de las Organizaciones*. 34. 83-88.
- Reichers, A. E., & Schneider, B. (1990). Climate and culture: An evolution of constructs. In B. Schneider (Ed.), *Organizational climate and culture* (pp. 5-39). San Francisco: Jossey-Bass.
- Rhodewalt, F., & Morf, C. C. (1995). Self and interpersonal correlates of the narcissistic personality inventory: A review and new findings. *Journal of Research in Personality*, 29, 1-23.
- Robertson, Stephen & Datu, Jesus Alfonso & Brawley, Alice & Pury, Cynthia & Mateo, Nino. (2016). The Dark Triad and social behavior: The influence of self-construal and power distance. *Personality and Individual Differences*. 98.
- Robinson, S. L., & Bennett, R. J. (1995). A typology of deviant workplace behaviors: A multidimensional scaling study. *The Academy of Management Journal*, 38(2), 555-572.
- Rolland, J. P., & De Fruyt, F. (2003). The validity of FFM personality dimensions and maladaptive traits to predict negative affects at work: A six-month prospective study in a military study. *Journal of Personality*, 17, 101-121.
- Rogstad, J. E., & Rogers, R. (2008). Gender differences in contributions of emotion to psychopathy and antisocial personality disorder. *Clinical psychological Review*, 28(8), 1472-1484.

- Rotundo, M., & Sackett, P. R. (2002). The relative importance of task, citizenship, and counterproductive performance to global ratings of job performance: A policy-capturing approach. *Journal of Applied Psychology, 87*, 66-80.
- Sackett, P. R. (2002). The structure of counterproductive work behaviors: Dimensionality and relationships with facets of job performance. *International Journal of Selection and Assessment, 10*, 5-11.
- Sackett, P. R., & Devore, C. J. (2001). Counterproductive behaviors at work. In: Anderson, N., Ones, D., Sinangil, H. and Viswesvaran, C., Eds., *Handbook of Industrial, Work, and Organizational Psychology*, Sage, London, 145-164.
- Salgado, J. F. (2002). The Big Five personality dimensions and counterproductive behaviours. *International Journal of Selection and Assessment, 10*, 117-125.
- Schein, E. H. (1992). *Organizational culture and leadership* (2d ed.). San Francisco: JosseyBass.
- Scherer, A. G., Palazzo, G., & Seidl, D. (2012). Managing legitimacy in complex and heterogeneous environments: sustainable development in a globalized world. *Journal of Management Studies, 50*, 259-284.
- Schneider, B., Ehrhart, M., & Macey, W. (2012). Organizational climate and culture. *Annual review of psychology, 64*.
- Schütte, N., Blickle, G., Wihler, A., & Frieder, R. (2016). Trait psychopathy and job performance in leadership jobs. Poster predstavljen na "The 31st Annual Conference of the Society for Industrial and Organizational Psychology", Anaheim, California, USA.
- Schwartz, H. and Davis, S.M. (1981) Matching corporate culture and business strategy. *Organizational Dynamics, 10*, 30-48.
- Sendjaya, S., Pekerti, A., Hartel, C., Hirst, G., & Butarbutar, I. (2014). Are authentic

- leaders always moral? the role of machiavellianism in the relationship between authentic leadership and morality. *Journal of Business Ethics*, 133.
- Slomski, S., & Partyka, J. (2012). The Dark Triad at work: How toxic employees get their way. *Personality and Individual Differences*, 52, 449-453.
- Smith, S. F., & Lilienfeld, S. O. (2013). Psychopathy in the workplace: The knowns and unknowns. *Aggression and Violent Behaviour*, 18, 204-218.
- Spain, S. M., Harms, P., & LeBreton, J. M. (2014). The dark side of personality at work. *Journal of Organizational Behaviour*, 35(S1), S41-S60.
- Spector, P. E. (2011). The relationship of personality to counterproductive work behavior (CWB): An integration of perspectives. *Human Resource Management Review*, 21(4), 342-352.
- Spector, P. E., Bauer, J. A., & Fox, S. (2010). Measurement artifacts in the assessment of counterproductive work behavior and organizational citizenship behavior: Do we know what we think we know? *Journal of Applied Psychology*, 95(4), 781-790.
- Spector, P. E., Dwyer, D. J., & Jex, S. M. (1988). Relation of job stressors to affective, health and performance outcomes: A comparison of multiple data sources. *Journal of Applied Psychology*, 73, 11-19.
- Spector, P. E., Fox, S., & Domagalski, T. (2006). Emotions, violence, and counterproductive work behavior. *Sage Publications, Inc.*
- Spector, P. E., & Fox, S. (2005). The Stressor-emotion model of counterproductive work behavior. In S. Fox & P. E. Spector (Eds.), *Counterproductive work behavior: Investigations of actors and targets American Psychological Association*, 151-174.
- Spector, P. E., & Jex, S. M. (1998). Development of four self-report measures of job stressors and strain: Interpersonal conflict at work scale, organizational constraints scale, quantitative workload inventory, and physical symptoms inventory. *Journal of Occupational Health Psychology*, 3, 356-367.

- Tett, R., & Burnett, D. (2003). A personality trait-based interactionist model of job performance. *The Journal of applied psychology*, 88, 500-17.
- Tett, R., & Guterman, H. (2000). Situation trait relevance, trait expression, and cross-situational consistency: testing a principle of trait activation. *Journal of Research in Personality*, 34, 397-423.
- Tracey, J., & Hinkin, T. (2008). Contextual factors and cost profiles associated with employee turnover. *Cornell Hotel & Restaurant Administration Quarterly*, 49, 12-27.
- Turnipseed, D. L., & Landay, K. (2018). The role of the dark triad in perceptions of academic incivility. *Personality and Individual Differences*, 135, 286-291.
- Vardi, Y., & Wiener, Y. (1992). Organizational misbehavior (OMB): Toward a motivational model. a paper presented at the Annual Meeting of Management, Miami Beach, FL.
- Wai, M., & Tiliopoulos, N. (2012). The affective and cognitive empathic nature of the dark triad of personality. *Personality and Individual Differences*, 52, 794-799.
- Wang, H., Begley, T., Hui, C., & Lee, C. (2011). Are the effects of conscientiousness on contextual and innovative performance context specific? Organizational culture as a moderator. *The International Journal of Human Resource Management*, 23(1), 174-189.
- Wilson, P. (2010). Why psychopaths like Dexter aren't really all that bad. In B. DePaulo (Ed.), *The psychology of Dexter* (pp. 217-227). Dallas, TX: BenBella Books.
- Wu, J., & Lebreton, J. M. (2011). Reconsidering the dispositional basis of counterproductive work behavior: The role of aberrant personality. *Personnel Psychology*, 64(3), 593-626.

- Ying, L., & Cohen, A. (2018). Dark triad personalities and counterproductive work behaviors among physicians in China. *The International Journal of Health Planning and Management*, 33, 985-998.
- Zettler, I., Friedrich, N., & Hilbig, B. E. (2011). Dissecting work commitment: The role of Machiavellianism. *The Career Development International*, 16(1), 20-35.
- Zettler, I., & Solga, M. (2012). Not enough of a 'dark' trait? linking machiavellianism to job performance. *European Journal of Personality*, 27, 545-554.
- Zhao, J., Xiao, S., Mao, J., & Liu, W. (2018). The buffering effect of machiavellianism on the relationship between role conflict and counterproductive work behavior. *Front. Psychology*, 9.
- Zhou, Z. E., Meier, L. L., & Spector P. E. (2014). The role of personality and job stressors in predicting counterproductive work behaviour: A three-way interaction. *International Journal of Selection and Assessment* 22(3).

APPENDICES

A: APPROVAL OF THE METU HUMAN SUBJECTS ETHICS COMMITTEE

UYGULAMALI ETİK ARAŞTIRMA MERKEZİ
APPLIED ETHICS RESEARCH CENTER



DÜMLÜPİNAR BULVARI 06800
ÇANKAYA ANKARA/TÜRKİYE
T: +90 312 210 22 91
F: +90 312 210 79 59
ueam@metu.edu.tr
www.ueam.metu.edu.tr

Sayı: 28620816 /195

03 Nisan 2019

Konu: Değerlendirme Sonucu

Gönderen: ODTÜ İnsan Araştırmaları Etik Kurulu (İAEK)

İlgi: İnsan Araştırmaları Etik Kurulu Başvurusu

Sayın Prof. Dr. Canan SÜMER

Danışmanlığını yaptığımız Melis GÜLERDİ' nin "Organizasyonel Kültürün Karanlık Üçlü ve Üretkenlik Karşılı İliş Davranışları Arasındaki İlişkiye Olan Moderatör Etkisi" başlıklı araştırması İnsan Araştırmaları Etik Kurulu tarafından uygun görülmüş ve 2018-SOS-158 protokol numarası ile onaylanmıştır.

Saygılarımızla bilgilerinize sunarız

Prof. Dr. Tülin GENÇÖZ

Başkan

Prof. Dr. Ayhan SOL

Üye

Prof. Dr. Ayhan Gürbüz DEMİR (Y.)

Üye

Prof. Dr. Yaşar KONDAKÇI

Üye

Doç. Dr. Emre SELÇUK

Üye

Doç. Dr. Pınar KAYGAN

Üye

Dr. Öğr. Üyesi Ali Emre TURGUT

Üye

B: INFORMED CONSENT FORM

GÖNÜLLÜ KATILIM FORMU

Bu çalışma, ODTÜ / Endüstri ve Örgüt Psikolojisi Yüksek Lisans Programı öğrencisi Melis Gülerdi tarafından, Yard. Doç. Dr. Yonca Toker danışmanlığında ve Prof. Dr. H. Canan Sümer eş danışmanlığında yürütülmektedir. Çalışmanın amacı, kişilik özellikleri ve iş davranışları arasındaki ilişkiyi ve bu ilişkide, örgütsel iklimin rolünü incelemektir. Çalışmaya katılım tamamen gönüllülük esasına dayanmaktadır. Ankette, sizden kişisel kimlik belirleyici hiçbir bilgi istenmemektedir. Cevaplarınız tamamen gizli tutulacak ve sadece araştırmacılar tarafından değerlendirilecektir. Elde edilen bilgiler toplu halde değerlendirilecek olup, kesinlikle hiçbir kişi ya da kurumla paylaşılmayacaktır. Veriler sadece bilimsel yayınlarda kullanılacaktır.

Anket, genel olarak kişisel rahatsızlık verecek sorular içermemektedir. Ancak, katılım sırasında sorulardan ya da başka bir nedenden ötürü kendinizi rahatsız hissederseniz cevaplamayı yarıda bırakabilirsiniz. Araştırmanın güvenilir olması açısından soruları dikkatli ve içtenlikle cevaplamanız büyük önem taşımaktadır. Anketi tamamlamak yaklaşık 20 dakika sürmektedir.

Bu çalışmaya katıldığınız için şimdiden teşekkür ederiz. Çalışma ile ilgili soru ve yorumlarınız için araştırmacı Melis Gülerdi ile iletişime geçebilirsiniz (e-posta: melis.gulerdi@metu.edu.tr).

Yukarıdaki bilgileri okudum ve bu çalışmaya tamamen gönüllü olarak katılıyorum.

Ad Soyad

Tarih

İmza

C: DEBRIEFING FORM

KATILIM SONRASI BİLGİ FORMU

Öncelikle arařtırmamıza katıldığınız için teřekkür ederiz.

Bu arařtırma, daha önce de belirtildiđi gibi, ODTÜ Endüstri ve Örgüt Psikolojisi Yüksek Lisans Programı öđrencisi Melis Gülerdi tarafından Yard. Doç. Dr. Yonca Toker danıřmanlığında ve Prof. Dr. H. Canan Sümer eř danıřmanlığında yürütölen bir tez çalıřmasıdır.

Arařtırmanın amacı, klinik dıřı normal popölyasyonlarda, düzeyleri kiřiden kiřiye farklılık gösterebilen bazı olumsuz kiřilik özellikleri (Makyevelizm, klinik olmayan Narsisizm ve klinik olmayan Psikopati) ve Üretkenlik Karřıtı İř Davranıřları (sabotaj, kaytarma, vb.) arasındaki iliřkinin Kurum Kültürü tarafından ne kadar etkilendiđinin incelenmesidir.

Belirtilen kiřilik özelliklerinin iř yerlerinde sorunlara neden olan Üretkenlik Karřıtı İř Davranıřları ile iliřkisi olduđu bilinmektedir. Kurum Kültürü'nün ise, kiřilik özellikleri ve bu davranıřlar arasındaki iliřkiye nasıl etki edeceđi arařtırılmaktadır.

Bu çalıřmadan elde edilecek ilk verilerin 2019 yılının ilk yarısında elde edilmesi amaçlanmaktadır. Elde edilen bilgiler sadece bilimsel arařtırma ve yazılarda kullanılacaktır.

Çalıřmanın sađlıklı ilerleyebilmesi ve bulguların güvenilir olması için çalıřmaya katılacađını bildiđiniz diđer kiřilerle çalıřma ve ilgili detaylı bilgi paylařımında bulunmamanızı rica ederiz.

Arařtırmanın sonuçlarını öđrenmek ya da daha fazla bilgi almak için Melis Gülerdi'ye (e-mail: melis.gulerdi@metu.edu.tr) bařvurabilirsiniz.

D: PERCEIVED COUNTERPRODUCTIVE WORK BEHAVIOR SCALE

ALGILANAN ÜRETİM KARŞITI İŞ DAVRANIŞLARI ÖLÇEĞİ

Aşağıda, kurumlarda gözlemlenen iş davranışlarına yönelik bazı ifadeler yer almaktadır. Lütfen bu ifadeleri dikkatlice okuyunuz. Her bir davranışın, kurumun ve çalışanların performansına ne derece zarar verici davranışlar olduğunu düşündüğünüzü belirtiniz.

- 0 - Hiç zarar vermez
- 1 - Zarar vermez
- 2 - Pek zarar vermez
- 3 - Biraz zarar verir
- 4 - Zarar verir
- 5 - Çok zarar verir

...

İşverene ait araç/gereçleri kasıtlı bir şekilde boşa harcama *

	0	1	2	3	4	5	
Hiç zarar vermez	<input type="radio"/>	<input type="radio"/>	<input type="radio"/>	<input type="radio"/>	<input type="radio"/>	<input type="radio"/>	Çok zarar verir

İşi bilerek yanlış yapma *

	0	1	2	3	4	5	
Hiç zarar vermez	<input type="radio"/>	<input type="radio"/>	<input type="radio"/>	<input type="radio"/>	<input type="radio"/>	<input type="radio"/>	Çok zarar verir

İzin almadan işe geç gelme *

	0	1	2	3	4	5	
Hiç zarar vermez	<input type="radio"/>	<input type="radio"/>	<input type="radio"/>	<input type="radio"/>	<input type="radio"/>	<input type="radio"/>	Çok zarar verir

Hasta olduğunu bahane ederek işe gelmeme *

	0	1	2	3	4	5	
Hiç zarar vermez	<input type="radio"/>	<input type="radio"/>	<input type="radio"/>	<input type="radio"/>	<input type="radio"/>	<input type="radio"/>	Çok zarar verir

Örgüt mallarına bilerek zarar verme *

	0	1	2	3	4	5	
Hiç zarar vermez	<input type="radio"/>	<input type="radio"/>	<input type="radio"/>	<input type="radio"/>	<input type="radio"/>	<input type="radio"/>	Çok zarar verir

Çalışma ortamınızı bilerek kirletme *

	0	1	2	3	4	5	
Hiç zarar vermez	<input type="radio"/>	<input type="radio"/>	<input type="radio"/>	<input type="radio"/>	<input type="radio"/>	<input type="radio"/>	Çok zarar verir

...

İşverene ait olan bazı şeyleri izinsiz alıp götürme *

	0	1	2	3	4	5	
Hiç zarar vermez	<input type="radio"/>	<input type="radio"/>	<input type="radio"/>	<input type="radio"/>	<input type="radio"/>	<input type="radio"/>	Çok zarar verir

İşyerine zarar verici söylentiler çıkarma *

	0	1	2	3	4	5	
Hiç zarar vermez	<input type="radio"/>	<input type="radio"/>	<input type="radio"/>	<input type="radio"/>	<input type="radio"/>	<input type="radio"/>	Çok zarar verir

Müşterilere ya da tüketicilere karşı kaba ya da çirkin davranma *

	0	1	2	3	4	5	
Hiç zarar vermez	<input type="radio"/>	<input type="radio"/>	<input type="radio"/>	<input type="radio"/>	<input type="radio"/>	<input type="radio"/>	Çok zarar verir

Yapılması gereken işler olduğunda bilerek yavaş çalışma *

	0	1	2	3	4	5	
Hiç zarar vermez	<input type="radio"/>	<input type="radio"/>	<input type="radio"/>	<input type="radio"/>	<input type="radio"/>	<input type="radio"/>	Çok zarar verir

Mola saatlerini izin verilenden daha uzun tutma *

	0	1	2	3	4	5	
Hiç zarar vermez	<input type="radio"/>	<input type="radio"/>	<input type="radio"/>	<input type="radio"/>	<input type="radio"/>	<input type="radio"/>	Çok zarar verir

Verilen yönergelere bilerek uymama *

	0	1	2	3	4	5	
Hiç zarar vermez	<input type="radio"/>	<input type="radio"/>	<input type="radio"/>	<input type="radio"/>	<input type="radio"/>	<input type="radio"/>	Çok zarar verir

Mesai bitiminden önce işten ayrılma *

	0	1	2	3	4	5	
Hiç zarar vermez	<input type="radio"/>	<input type="radio"/>	<input type="radio"/>	<input type="radio"/>	<input type="radio"/>	<input type="radio"/>	Çok zarar verir

İşyerindekileri performanslarından dolayı aşağılama *

	0	1	2	3	4	5	
Hiç zarar vermez	<input type="radio"/>	<input type="radio"/>	<input type="radio"/>	<input type="radio"/>	<input type="radio"/>	<input type="radio"/>	Çok zarar verir

İnsanların özel hayatlarıyla alay etme *

	0	1	2	3	4	5	
Hiç zarar vermez	<input type="radio"/>	<input type="radio"/>	<input type="radio"/>	<input type="radio"/>	<input type="radio"/>	<input type="radio"/>	Çok zarar verir

...

İşyerine ait bazı araç-gereçleri izin almadan eve götürme *

	0	1	2	3	4	5	
Hiç zarar vermez	<input type="radio"/>	<input type="radio"/>	<input type="radio"/>	<input type="radio"/>	<input type="radio"/>	<input type="radio"/>	Çok zarar verir

Gerçekte çalışıldandan daha fazla saat için mesai ücreti almaya çalışma *

	0	1	2	3	4	5	
Hiç zarar vermez	<input type="radio"/>	<input type="radio"/>	<input type="radio"/>	<input type="radio"/>	<input type="radio"/>	<input type="radio"/>	Çok zarar verir

İzin almadan işverene ait parayı alma *

	0	1	2	3	4	5	
Hiç zarar vermez	<input type="radio"/>	<input type="radio"/>	<input type="radio"/>	<input type="radio"/>	<input type="radio"/>	<input type="radio"/>	Çok zarar verir

İşyerindeki diğer çalışanları yok sayma *

	0	1	2	3	4	5	
Hiç zarar vermez	<input type="radio"/>	<input type="radio"/>	<input type="radio"/>	<input type="radio"/>	<input type="radio"/>	<input type="radio"/>	Çok zarar verir

Kendisinin yaptığı bir hatadan dolayı bir başkasını suçlama *

	0	1	2	3	4	5	
Hiç zarar vermez	<input type="radio"/>	<input type="radio"/>	<input type="radio"/>	<input type="radio"/>	<input type="radio"/>	<input type="radio"/>	Çok zarar verir

İşyerindeki insanlarla tartışma çıkarma *

	0	1	2	3	4	5	
Hiç zarar vermez	<input type="radio"/>	<input type="radio"/>	<input type="radio"/>	<input type="radio"/>	<input type="radio"/>	<input type="radio"/>	Çok zarar verir

İşyerindeki birine ait bir şeyi izinsiz alma *

	0	1	2	3	4	5	
Hiç zarar vermez	<input type="radio"/>	<input type="radio"/>	<input type="radio"/>	<input type="radio"/>	<input type="radio"/>	<input type="radio"/>	Çok zarar verir

İşyerindeki herhangi birini sözel olarak aşağılama *

	0	1	2	3	4	5	
Hiç zarar vermez	<input type="radio"/>	<input type="radio"/>	<input type="radio"/>	<input type="radio"/>	<input type="radio"/>	<input type="radio"/>	Çok zarar verir

İşyerindeki birine uygunsuz el kol hareketleri yapma *

	0	1	2	3	4	5	
Hiç zarar vermez	<input type="radio"/>	<input type="radio"/>	<input type="radio"/>	<input type="radio"/>	<input type="radio"/>	<input type="radio"/>	Çok zarar verir

İşyerindeki insanları itip kakarak korkutma *

	0	1	2	3	4	5	
Hiç zarar vermez	<input type="radio"/>	<input type="radio"/>	<input type="radio"/>	<input type="radio"/>	<input type="radio"/>	<input type="radio"/>	Çok zarar verir

İşyerindeki insanları sözel olarak tehdit etme *

	0	1	2	3	4	5	
Hiç zarar vermez	<input type="radio"/>	<input type="radio"/>	<input type="radio"/>	<input type="radio"/>	<input type="radio"/>	<input type="radio"/>	Çok zarar verir

İşyerindeki herhangi birine kendisini kötü hissettirecek açık saçık şeyler söyleme *

	0	1	2	3	4	5	
Hiç zarar vermez	<input type="radio"/>	<input type="radio"/>	<input type="radio"/>	<input type="radio"/>	<input type="radio"/>	<input type="radio"/>	Çok zarar verir

İşyerindeki birinin kötü duruma düşmesine yol açacak bir şeyler yapma *

	0	1	2	3	4	5	
Hiç zarar vermez	<input type="radio"/>	<input type="radio"/>	<input type="radio"/>	<input type="radio"/>	<input type="radio"/>	<input type="radio"/>	Çok zarar verir

İşyerindeki birine onu utandıracak sevimsiz şakalar yapma *

	0	1	2	3	4	5	
Hiç zarar vermez	<input type="radio"/>	<input type="radio"/>	<input type="radio"/>	<input type="radio"/>	<input type="radio"/>	<input type="radio"/>	Çok zarar verir

İzin almadan herhangi birinin özel eşyalarını (mektup, çekmece) karıştırma *

	0	1	2	3	4	5	
Hiç zarar vermez	<input type="radio"/>	<input type="radio"/>	<input type="radio"/>	<input type="radio"/>	<input type="radio"/>	<input type="radio"/>	Çok zarar verir

İşyerindeki birini itme ya da vurma *

	0	1	2	3	4	5	
Hiç zarar vermez	<input type="radio"/>	<input type="radio"/>	<input type="radio"/>	<input type="radio"/>	<input type="radio"/>	<input type="radio"/>	Çok zarar verir

İşyerindeki biriyle dalga geçme ya da ona hakaret etme *

	0	1	2	3	4	5	
Hiç zarar vermez	<input type="radio"/>	<input type="radio"/>	<input type="radio"/>	<input type="radio"/>	<input type="radio"/>	<input type="radio"/>	Çok zarar verir

Çalışma arkadaşlarının az çalıştığı düşünüldüğü zamanlarda performansını düşürme

	0	1	2	3	4	5	
Hiç zarar vermez	<input type="radio"/>	<input type="radio"/>	<input type="radio"/>	<input type="radio"/>	<input type="radio"/>	<input type="radio"/>	Çok zarar verir

İşyerinin önemli bilgi ve belgelerini dışarıdan 3. kişilerle paylaşma *

	0	1	2	3	4	5	
Hiç zarar vermez	<input type="radio"/>	<input type="radio"/>	<input type="radio"/>	<input type="radio"/>	<input type="radio"/>	<input type="radio"/>	Çok zarar verir

İşyerinde internet kullanımından dolayı işi aksatma *


	0	1	2	3	4	5	
Hiç zarar vermez	<input type="radio"/>	<input type="radio"/>	<input type="radio"/>	<input type="radio"/>	<input type="radio"/>	<input type="radio"/>	Çok zarar verir

Amirin emirlerini uygulamayı ihmal etme *

	0	1	2	3	4	5	
Hiç zarar vermez	<input type="radio"/>	<input type="radio"/>	<input type="radio"/>	<input type="radio"/>	<input type="radio"/>	<input type="radio"/>	Çok zarar verir

İş yerinin olanaklarını özel ihtiyaçlar için kullanma *

	0	1	2	3	4	5	
Hiç zarar vermez	<input type="radio"/>	<input type="radio"/>	<input type="radio"/>	<input type="radio"/>	<input type="radio"/>	<input type="radio"/>	Çok zarar verir



E: SHORT VERSION OF DIRTY DOZEN SCALE

KARANLIK ÜÇLÜ KİŞİLİK ÖLÇEĞİ

Lütfen aşağıdaki ifadeleri okuduktan sonra kendinizi değerlendirip sizin için en uygun seçeneği seçiniz.

- 0 - Kesinlikle katılmıyorum
- 1 - Çoğunlukla katılmıyorum
- 2 - Katılmıyorum
- 3 - Bazen katılmıyorum
- 4 - Kararsızım
- 5 - Bazen katılıyorum
- 6 - Katılıyorum
- 7 - Çoğunlukla katılıyorum
- 8 - Kesinlikle katılıyorum

Kendi amacıma ulaşmak için başkalarını yönlendirme eğilimindeyim. *

0 1 2 3 4 5 6 7 8

Kesinlikle katılmıyorum

Kesinlikle katılıyorum

İstedikimi elde etmek için hileye veya yalana başvururum. *

0 1 2 3 4 5 6 7 8

Kesinlikle katılmıyorum

Kesinlikle katılıyorum

Amacıma ulaşmak için yağcılık yaparım. *

0 1 2 3 4 5 6 7 8

Kesinlikle katılmıyorum Kesinlikle katılıyorum

Kendi çıkarlarım doğrultusunda başkalarını kullanma eğilimindeyim. *

0 1 2 3 4 5 6 7 8

Kesinlikle katılmıyorum Kesinlikle katılıyorum

Yaptıklarımın pişmanlık duymam. *

0 1 2 3 4 5 6 7 8

Kesinlikle katılmıyorum Kesinlikle katılıyorum

Davranışlarımın ahlaki olup olmasını umursamam. *

0 1 2 3 4 5 6 7 8

Kesinlikle katılmıyorum Kesinlikle katılıyorum

Duyarsız veya katı yürekli olma eğilimindeyim. *

0 1 2 3 4 5 6 7 8

Kesinlikle katılmıyorum Kesinlikle katılıyorum

Başkalarını küçümseme eğilimindeyim. *

0 1 2 3 4 5 6 7 8

Kesinlikle katılmıyorum Kesinlikle katılıyorum

Diğerlerinin bana hayran olmasını isterim. *

0 1 2 3 4 5 6 7 8

Kesinlikle katılmıyorum Kesinlikle katılıyorum

Başkalarının dikkatini üzerime çekmek isterim. *

0 1 2 3 4 5 6 7 8

Kesinlikle katılmıyorum Kesinlikle katılıyorum

Prestij veya statü peşinde koşarım. *

0 1 2 3 4 5 6 7 8

Kesinlikle katılmıyorum Kesinlikle katılıyorum

Başkalarından özel ilgi beklerim. *

0 1 2 3 4 5 6 7 8

Kesinlikle katılmıyorum Kesinlikle katılıyorum

F: ORGANIZATIONAL CULTURE ASSESSMENT INVENTORY (OCAI)

KURUM KÜLTÜRÜ DEĞERLENDİRME ARACI

Bu bölümde, Organizasyonel Kültürün altı ana boyutunu değerlendirilmektedir. Cevaplarınız ile, kurumunuzun nasıl işlediğine ve onu karakterize eden değerlere dair bir resim sunmuş olacaksınız.

Doğru ya da yanlış organizasyon kültürü olmadığı gibi, bu sorular için doğru ya da yanlış cevaplar yoktur. Bu nedenle, ortaya çıkan sonucun mümkün olduğunca gerçeği yansıtabilmesi için sorulara doğru ve objektif cevaplar vermeye çalışınız.

Sizden beklenen, bağlı bulunduğunuz kurumu değerlendirirken şirketin bütününe göz önünde bulundurmanız olacaktır.

Bu anket altı sorudan oluşmaktadır. Her sorunun dört alternatifi bulunmaktadır. Her bir alternatifin kurumunuza ne kadar benzediğine bağlı olarak bu dört alternatif arasında 100 puanı bölüştürünüz. Kurumunuza en çok benzeyen alternatife daha fazla puan veriniz.

Örneğin, birinci soruda eğer A alternatifinin kurumunuza fazlasıyla benzediğini, B ve C alternatiflerinin biraz benzediğini, D alternatifinin ise en az benzediğini düşünüyorsanız; A seçeneğine 55 puan, B ve C seçeneklerine 20'şer ve D seçeneğine ise 5 puan verebilirsiniz. Elde edilen toplam istendiği gibi 100 olmuş olacaktır.

Her soru için toplamın 100 puana eşit olduğundan emin olunuz.

1. Şirketimin Hakim Özellikleri

Her bir alternatifin kurumunuza ne kadar benzediğine bağlı olarak bu dört alternatif arasında 100 puanı bölüştürünüz. Kurumunuza en çok benzeyen alternatife daha fazla puan veriniz.

Her soru için toplamın 100 puana eşit olduğundan emin olunuz.

A. Çalıştığım şirket çok kişisel bir yerdir, geniş bir aile gibidir. İnsanlar kendileri ile ilgili pek çok şey paylaşabilir.

Short answer text

...

B. Çalıştığım şirket çok dinamik ve girişimci bir yerdir. İnsanlar riski göze alarak hareket etmeye, risk almaya can atarlar.

Short answer text

C. Çalıştığım şirket sonuç odaklı bir yerdir. En önemli kaygı işin tamamlanmasıdır. İnsanlar rekabetçi ve başarı odaklıdır. *

Short answer text

D. Çalıştığım şirket kontrollü ve yapısal bir yerdir. Resmi yöntemler insanların yaptıklarını yönetir. *

Short answer text

2. Şirketimde Organizasyonel Liderlik

Her bir alternatifin kurumunuza ne kadar benzediğine bağlı olarak bu dört alternatif arasında 100 puanı bölüştürünüz. Kurumunuza en çok benzeyen alternatife daha fazla puan veriniz.

Her soru için toplamın 100 puana eşit olduğundan emin olunuz.

A. Çalıştığım şirketteki liderlik genel olarak yol gösterme, kolaylaştırma ve öğretme konularında örnek olma şeklinde algılanır. *

Short answer text

B. Çalıştığım şirketteki liderlik genel olarak girişimcilik, yaratıcılık ve risk alma konularında örnek olmak şeklinde algılanır. *

Short answer text

C. Çalıştığım şirketteki liderlik genel olarak saldırgan, sonuç-odaklı olma özelliklerini ortaya koyar. *

Short answer text

D. Çalıştığım şirketteki liderlik genel olarak koordine etme, düzenleme ve verimlilik konularında örnek olmak şeklinde algılanır. *

Short answer text

3. Şirketimde Çalışanları Yönetmek

Her bir alternatifin kurumunuza ne kadar benzediğine bağlı olarak bu dört alternatif arasında 100 puanı bölüştürünüz. Kurumunuza en çok benzeyen alternatife daha fazla puan veriniz.

Her soru için toplamın 100 puana eşit olduğundan emin olunuz.

A. Çalıştığım şirketteki yönetim stili, takım çalışması, fikir birliği ve katılım olarak nitelendirilir. *

Short answer text

B. Çalıştığım şirketteki yönetim stili, bireysel risk alma, yaratıcılık, özgür hareket etme ve farklılaşma olarak nitelendirilir. *

Short answer text

C. Çalıştığım şirketteki yönetim stili, sıkı rekabetçilik, yüksek hedefler ve başarı olarak nitelendirilir. *

Short answer text

D. Çalıştığım şirketteki yönetim stili, istihdam güvenliği, kurallara uygunluk, tahmin edebilme ve tutarlılık olarak nitelendirilir. *

Short answer text

4. Organizasyon Birliđi

Her bir alternatifin kurumunuza ne kadar benzediđine bađlı olarak bu drt alternatif arasında 100 puanı bltrnz. Kurumunuza en ok benzeyen alternatifte daha fazla puan veriniz.

Her soru iin toplamın 100 puana eit olduđundan emin olunuz.

A. alıtıđım Őirketi bir arada tutan, sadakat ve karŐılıklı gvendir. Őirkete bađlılık yksektir. *

Short answer text

B. alıtıđım Őirketi bir arada tutan, yaratıcılıđa ve geliŐtirmeye olan bađlılıktır. Teknolojinin nnde olma vurgulanmaktadır. *

Short answer text

C. alıtıđım Őirketi bir arada tutan, baŐarmak ve hedeflere ulaŐmaktır. Saldırganlık ve kazanma ortak konulardır. *

Short answer text

D. alıtıđım Őirketi bir arada tutan, resmi kurallar ve ilkelerdir. Dzgn iŐleyen bir organizasyonu idame ettirmek nemlidir. *

Short answer text

5. Őirketimde nem Verilen Stratejiler

Her bir alternatifin kurumunuza ne kadar benzediđine bađlı olarak bu drt alternatif arasında 100 puanı bltrnz. Kurumunuza en ok benzeyen alternatifte daha fazla puan veriniz.

Her soru iin toplamın 100 puana eit olduđundan emin olunuz.

A. Çalıştığım şirket çalışanların gelişimine önem vermektedir. Yüksek güven, açık olma ve katılımçılık süreklidir. *

Short answer text

B. Çalıştığım şirket yeni kaynaklar elde etmeye ve yenilikler yaratmaya önem vermektedir. Yeni şeyler denemeye ve yeni fırsatlar araştırmaya değer verir. *

Short answer text

C. Çalıştığım şirket rekabetçi davranışlara ve başarıya önem vermektedir. Zor hedeflere ulaşmak ve pazarda kazanma arzusu hakimdir. *

Short answer text

D. Çalıştığım şirket süreklidir ve istikrara önem verir. Verimlilik, kontrol ve düzgün işleyiş önemlidir. *

Short answer text

6. Şirketimde Başarı Kriteri

Her bir alternatifin kurumunuza ne kadar benzediğine bağlı olarak bu dört alternatif arasında 100 puanı bölüştürünüz. Kurumunuza en çok benzeyen alternatife daha fazla puan veriniz.

Her soru için toplamın 100 puana eşit olduğundan emin olunuz.

A. Çalıştığım şirkette başarının temelinde insan kaynakları, takım çalışması, çalışan bağlılığı ve insanların ilgi alanlarının gelişimi olduğu düşünülür. *

Short answer text

B. Çalıştığım şirkette başarının temelinde en eşsiz ve yeni ürünlere sahip olma yatmaktadır. Şirket ürün lideri ve yaratıcıdır.

*

Short answer text

C. Çalıştığım şirkette başarının temelinde pazarda birinci olma ve rakipleri geçme yatmaktadır. Pazar lideri olmak kritik faktördür.

*

Short answer text

D. Çalıştığım şirkette başarının temelinde verimlilik yatmaktadır. Güvenilir teslimat, düzgün zamanlama ve düşük maliyetli üretim çok kritiktir.

*

Short answer text



G: DEMOGRAPHIC INFORMATION FORM

DEMOGRAFİK BİLGİ FORMU

1. Cinsiyetiniz: Kadın Erkek Diğer
2. Yaşınız:
3. Eğitim Seviyeniz: İlköğretim Lise Önlisans Lisans Y. Lisans
4. İş Türünüz: Tam Zamanlı Yarı Zamanlı Freelance
5. Sektörünüz:
6. Departmanınız:
7. Pozisyonunuz:
8. Bu kurumda geçirdiğiniz toplam süre:
9. İş hayatında geçirdiğiniz toplam süre:
10. Kurumunuzda çalışan kişi sayısı:
11. Kurumunuzun kuruluş yılı:

H: TURKISH SUMMARY/ TÜRKÇE ÖZET

BÖLÜM 1

GİRİŞ

Üretim karşıtı iş davranışları (ÜKİD) kuruluşa veya üyelerine zarar veren kasıtlı eylemlerdir (O'Boyle, Forsyth, Banks ve McDaniel, 2012). ÜKİD'nin, üretkenliğin azalması, sigorta maliyetlerinin artması, malların kaybolması ve hasar görmesi ile ilişkili olduğu bulunmuştur (Penney & Spector, 2002). Bu davranışlar, kuruluşlara ve çalışanlara yöneltilen davranışlar olarak iki grupta ele alınmaktadır (Fox, Spector & Miles, 2001). Kuruluşlara yöneltilen eylemler arasında, kurumun mülkiyetine zarar vermek, bilerek ve isteyerek işi yanlış yapmak ve izin almadan iş molaları vermek; kişilere yöneltilen davranışlar arasında ise bir iş arkadaşına saldırmak, hakaret etmek ve bağırarak sayılabilir (Cohen, 2016).

ÜKİD çoğunlukla alt boyutlarına odaklanılmadan, bütünsel bir yapı olarak ele alınmaktadır (ör. Dalal, 2005; Sackett, 2002). ÜKİD'nin alt boyutları arasındaki korelasyonun her zaman pozitif olduğu bulunmuştur (Sackett ve DeVore, 2001). Ayrıca kuruluşa ve kişilere yönelik üretim karşıtı davranışlar arasındaki korelasyonun da oldukça kuvvetli ($r = .86$) olduğu belirtilmektedir (Bennett ve Robinson, 2000). Bunlara ilaveten, ÜKİD boyutlarının, ÜKİD'nin bileşim puanını oluşturduğunda, iç tutarlılık katsayısının .92 olduğu bulunmuştur (Gruys, 1999). Tüm bunlar, bu kavramın alt boyutlarına odaklanılmadan da ele alınabileceğine işaret etmektedir.

ÜKİD, ilgili alan yazında yapılaş sıklığına ilişkin sorularla ölçülür (Bennett ve Robinson, 2000; Cohen ve Diamant, 2019). Hassas bir değişkeni sıklık skalası üzerinde değerlendirmek oldukça karmaşıktır (Cohen ve Diamant, 2019). ÜKİD öz bildirim ile anonim ölçülmesine rağmen, sosyal beğenirlik sonuçların tarafsızlığını kaçınılmaz olarak etkilemektedir (Bennett ve Robinson, 2000). Kendisini sosyal

beğenilir bir şekilde sunmak, ÜKİD değerlendirme puanlarının azalması üzerinde oldukça etkilidir (Berry vd., 2007). Bu nedenle, alan yazında bazı araştırmacılar, ÜKİD'nin öz beyana dayalı yapıma sıklığını ölçmek yerine, ÜKİD'na karşı tutumları ölçmeyi tercih etmektedirler (ör. Ağca, 2014; Gruys ve Sackett, 2003).

Sebepli Davranış Kuramı (Ajzen ve Fishbein, 1977), tutum ve davranış arasındaki güçlü ilişkiyi, tutumların davranışların öngörüsü olduğu şeklinde açıklanmaktadır. Davranışlar, durumsal faktörler eylemlerin gerçekleşme olasılığını azaltabileceği veya arttırabileceği için, tutumlarla karşılaştırıldığında tutarsız bulunmuştur (Hanisch, Hulin ve Roznowski, 1998). Bu araştırmada, ÜKİD'na karşı tutumlar ölçülmektedir.

ÜKİD'nin öncülleri iki genel kategoride ele alınmaktadır: dış / örgütsel (işyeri stresörleri, örgüt kültürü) ve iç / bireysel (kişilik) özellikler (Spector ve Jex, 1998). İş stresi/duygu/üretim karşıtı iş davranışlarının çerçevesine (Fox, Spector ve Miles, 2001) göre, insanlar içinde buldukları durumu sürekli olarak izler ve onlara yanıt verirler. Fox ve arkadaşları (2001), bireylerin, çevrelerinde algıladıkları olumsuz ipuçlarının bir sonucu olarak davranışlarını kabul edilebilir bir şekilde şekillendirdiğini açıklamıştır. Bireylerin kişiliği, kurumlardaki davranışları şekillendirme ve ÜKİD'na sebep olma üzerinde kritik bir faktör olarak görülmektedir (Berry, Ones & Sackett, 2007).

Kişilik, bireyi belirli şekillerde hareket ettiren kalıcı eğilimler olarak tanımlanmıştır (Phipps, Prieto ve Deis, 2015). Bireylerin olayların nedenlerini nasıl algıladığını ve sonuç olarak saldırgan ya da verimsiz bir şekilde davranıp davranmadıklarını etkiler (Spector, 2011). Phipps ve meslektaşlarının (2015) çalışmasına dayanarak, kişilik tek bir boyutlu bir yapı olarak değil, aksine insanları nasıl düşündükleri, hissettikleri ve hareket ettikleri konusunda birbirlerinden ayıran bir grup özellik olarak kabul edilmiştir.

Kişilik, bireylerin ÜKİD'na karşı tutumlarını etkilemektedir (Kamp ve Brooks, 1991). Kişilik modelleri arasında yaygın olarak kullanılan Beş Faktör Kişilik kuramıdır (FFM; Costa ve McCrae, 1985). FFM dışadönüklük, nevrozizm, uyumluluk, sorumluluk (özdisiplin) ve deneyime açıklıktan oluşur. Bu Beş Faktör,

ÜKİD'nin öncülü olarak ele alınmaktadır (Fox, Spector ve Miles, 2001). Pletzer, Bentvelzen, Oostrom ve De Vries'in (2019) meta-analizinde, sorumluluk, ÜKİD'nin %53.19'unu, uyumluluk ise %37.49'unu açıklamıştır. Ayrıca, ÜKİD'ndeki varyansın nevrozizm %6,76'sını, deneyime açıklık (%1.30) ve dışadönüklük (%1.26) açıklamıştır.

Ashton ve arkadaşları (2000), Dürüstlük-Alçakgönüllülük faktörünü FFM'ne eklemişler ve bu yeni modeli HEXACO olarak adlandırmışlardır. Dürüstlük-Alçakgönüllülük boyutundaki düşük seviyeler, hırsızlık, dolandırıcılık ve ÜKİD biçiminde zararlı eylemlerle tanımlanmaktadır (Ashton ve Lee, 2008). HEXACO kişilik boyutlarının ÜKİD'ndeki varyansın % 31.97'sini açıkladığı bulunmuştur (Pletzer ve arkadaşları, 2019). FFM'e kıyasla varyansı % 13 daha fazla açıklayan HEXACO, ÜKİD için yararlı bir yordayıcı olarak sunulmaktadır (Ashton vd., 2000).

Dürüstlük-alçakgönüllülük faktörü ve kompozit Kara Üçlü, -.59'luk bir korelasyon katsayısı ile önemli ölçüde negatif korelasyon göstermektedir (Aghababae ve ark., 2016). HEXACO modelinin Karanlık Üçlü özelliklerinin varyansını önemli ölçüde açıkladığı bulunmuştur (Jonason ve Mccain, 2012).

Kişilik ve ÜKİD arasındaki bağlantı, Karanlık Üçlü (Makyavelizm, narsisizm ve psikopati) kullanılarak da yapılabilir. FFM boyutlarını kontrol ettikten sonra, Psikopati ve Makyavelizmin ÜKİD'nı benzersiz bir şekilde açıkladığı bulunmuştur (O'Boyle ve ark., 2012). Smith ve Lilienfeld (2013) Karanlık Üçlü'yü teorik olarak tekil, aynı zamanda çok boyutlu bir yapı olarak tanımlamıştır. Paulhus ve Williams (2002), kişilerarası ilişkilerde duygusuz, bencil ve kötü niyetli olma eğilimini paylaşan Karanlık Üçlü terimini oluşturan araştırmacılarıdır.

Makyevellerin manipülatif stratejileri ve aldatmacayı kullanma eğilimleri bilinen özellikleri arasındadır. Geleneksel ahlak anlayışını göz ardı ederek ve insan doğasına alaycı bir bakış sergilerler. Duygusallık, benmerkezcilik, kişilerarası etkisizlik temel özellikleridir (Paulhus ve Williams, 2002). Makyaveller 'sosyal bukalemunlar' olarak, başkalarının tutum ve davranışlarını üstlenir ve aynı zamanda durumları manipüle ederler (Hurley, 2005). Makyaveller izlenim yönetiminde

iyidirler ve buna baęlı olarak gl ve iddialı liderler oldukları iin yksek pozisyonlarda sıkla grlrler (Slomski ve Partyka, 2012). Anti-sosyal davranıř gsterir, istediklerini kazanmak iin bařkalarına yalan syler ve bařkalarını smrmeye istekli olurlar (Wu ve Lebreton, 2011). Makyavellerin hedef ynelimi, KİD'nı szl olarak gstermeleri iin zemin hazırlar (Wu ve Lebreton, 2011). Dahası, hedeflerinin yolunda bir engelle karřılařtıklarında, KİD daha agresif bir hal alır (Cohen, 2016). Odak noktaları kendi planları zerinedir (Geis ve Christie, 1970).

Narsistler ihtiya sanrıları ve dikkat ekme drtlerine sahiptir (O'Boyle ve ark., 2012). Narsistlerin fantezi hayatı bařkalarını kontrol etmeyi, bařkaları tarafından hayranlık duyulmayı ierir; bařkaları tarafından dllendirilmek isterler (Morf ve Rhodenwalt, 2001). KİD'nın narsisizm ile pozitif olarak iliřkili olduęu sylenebilir (Michel ve Bowling, 2013). Bařkalarını glgede bırakabilmeleri iin bir fırsat ortaya ıktıęında, kiřilerarası ynlendirilmiř her trl KİD'nı sergilerler.

Psikopati, toplumun %1'inde grldę tahmin edilen bir kiřilik bozukluęudur (Hare, 2016). Psikopati, kibirli, maniplatif ve aldatıcı bir kiřilerarası tarzdan, yetersiz bir duygusal deneyimden (empati / piřmanlık hissedememe) ve drtsel, heyecan arayan ve sorumsuz bir davranıřsal (su eylemleri) tarzından oluřur (Cooke ve Michie, 2001; Hare ve Neumann, 2008). KİD'nın nde gelen yordayıcılarından olduęu dřnlmektedir (Harrison, Summers ve Mennecke, 2016). Cohen (2016) psikopatların KİD'na katılma olasılıęının psikopat olmayanlardan daha fazla olduęunu bildirmiřtir.

KİD'nın sırasıyla Makyavelizm, narsisizm ve psikopati iin ortalama .20, .35 ve .06 korelasyon gsterdięi, bulunmuřtur (O'Boyle ve ark., 2012). Bu nedenle, literatre paralel olarak, Kara l'nn retim karřıtı iř davranıřına ynelik olumlu tutum sergileyecekleri varsayılmaktadır.

Hipotez 1. Karanlık l, retim karřıtı iř davranıřlarına olan tutumu pozitif ve istatistiksel olarak anlamlı řekilde yordayacaktır.

Hipotez 1a: Makyavelizm, üretim karşıtı iş davranışına olan tutumu pozitif ve istatistiksel olarak anlamlı şekilde yordayacaktır.

Hipotez 1b: Psikopati, üretim karşıtı iş davranışına olan tutumu pozitif ve istatistiksel olarak anlamlı şekilde yordayacaktır.

Hipotez 1c: Narsisizm üretim karşıtı iş davranışına olan tutumu pozitif ve istatistiksel olarak anlamlı şekilde yordayacaktır.

Kültürün, Karanlık Üçlü davranışlarını algılamada 'karanlık' olarak rol oynadığını bulunmuştur (Robertson ve ark., 2016). Belirli kurum kültürleri bazı davranışların kabul edilebilirliğini kolaylaştırmaktadır. Kurum kültürü bireysel, grup ve kurum davranışını etkiler (Hartnell, Ou ve Kinicki, 2011). Schein'e (1992) göre, kurum kültürü, bir kurum içindeki çalışan davranışları için bir rehber niteliğinde olan bir dizi anlam, varsayım, değer ve normdur. Cameron ve Quinn'e (2011) göre kültür, bir organizasyonu karakterize eden semboller, değerler, prosedürler ve yaklaşımlardan oluşur. Kurum kültürü, işleyiş ve yönetimin iyileştirilmesine yönelik çözümler sunarak uyumu kolaylaştırarak gelişimi destekler (Lacatus, 2013).

Yıllar içinde örgüt kültürünün incelenmesinde birçok yaklaşım oluşmuştur (Detert, Schroeder ve Mauriel, 2000). Bu yaklaşımlardan bir tanesi, Rekabetçi Değerler Modeli'dir (CVF; Cameron, Quinn, DeGraff ve Thakor, 2006; Quinn & Rohrbaugh, 1983). CVF, örgütsel etkililik ile kurum kültürü arasındaki ilişkiyi analiz eden bir sınıflandırma sunar (Hartnell ve ark., 2011). Cameron ve Quinn'e (2011) göre, üç ana boyutta 30 etkinlik göstergesi bulunan ve dört ana kültür kümesi (Klan, Adhokrasi, Piyasa ve Hiyerarşi) oluşturan CVF, insanların bir kuruluş hakkındaki değerlerini ölçmek için bir araç olarak kullanılmaktadır. Birinci boyut, iç (iç yönelim, birlik entegrasyonu) ve dış (dış yönelim, rekabet ve farklılaşma) etkililik kriterleri ile ilgili odak boyutudur (Cameron & Quinn, 2011). Örgütsel bağımsızlık ve örgütsel tutarlılık bu yelpazenin en uç noktasındadır (Gardner vd., 2012). İkincisi, spektrumun bir ucundaki esneklik ve dinamizm, diğer ucundaki stabilite ve kontrol ile ilişkili yapı boyutudur (Hartnell ve ark.). Üçüncü boyut, bu kültür türlerindeki değerler ve inançlardan türetilen etkili davranışları kapsar (Hartnell ve ark., 2011).

Klan kültürü içsel olarak yönlendirilmiş ve esnektir. Bu organizasyon türündeki yapılar ve ilişkiler güven, bağlılık, açık iletişim ve işbirliğine dayanmaktadır. Bu kültürde, işbirliği yoluyla insanlar birlikte işler yaparlar ve üyelik, üyelik ve desteğe değer verilir (Cameron ve Quinn, 1999).

Hiyerarşi Kültürü, içsel olarak yönlendirilir ve kontrol mekanizmaları tarafından yapılandırılır. Bu kültürde formalite ve yapı aşırı vurgulanmıştır. Çalışanlar, açık rolleri ve sorumlulukları ile beklentileri karşılamaya çalışırlar. İnsanlar kurallara ve prosedürlere göre hareket ederler.

Adhokrasi Kültürü, dışa dönük, esnek, dinamik, girişimci ve yaratıcı bir işyerine yansır. Bu tür kültürler büyümeye, çeşitliliğe ve özerkliğe değer verir. Hesaplanan risk alımı memnuniyetle karşılanmaktadır. Dikkat yeni bilgi, ürünler veya hizmetler üzerindedir. Önemli olan her zaman değişime hazır olmak ve yeni zorlukları ve beklentileri karşılayabilmek. Organizasyonun stratejisi hızlı büyüme ve yeni kaynaklar elde etmektir.

Piyasa Kültürü dışsal olarak yönlendirilir ve kontrol mekanizmaları ve sonuçların değerlendirildiği bir işyeri tarafından yönetilir. Böyle bir ortamda ve pazarda diğer organizasyonlarla rekabet edebilmek için sert ve talepkar olmak gereklidir. Stratejileri rekabetçi eylemler ve esnek hedef ve hedeflere ulaşmaktır. Yarışmanın kazananı olmak ve pazar lideri olmak önemli özelliklerdir.

Kişilik Aktivasyon Kuramı (TAT, Tett ve Guterman, 2000) kişilik özelliği ile davranış arasındaki ilişkiyi açıklar. Bu kurama göre, kişilik özellikleri durumsal taleplerin yanıtlarıdır (Tett ve Guterman, 2000). Tett ve Burneett (2003), bu özelliklerle ilgili kişilik özelliklerinin ve niyetlerinin arasında doğrudan bir bağlantı olduğunu ileri sürmektedir. Karanlık Üçlü ve ilgili ÜKİD, farklı durumsal koşullar ve kısıtlamalar ile azaltılabildiği veya önlenemediği bulunmuştur (Tett ve Burnett, 2003). Algılanan kurum kültürünün, Karanlık Üçlü ile ÜKİD arasındaki ilişkide kritik bir rolü olduğu bulunmuştur (Jonason, Wee ve Li, 2015). Çalışılan kurumun güç (rekabet), statü (prestij) ve kontrol (kısıtlamalar) odağının Karanlık Üçlü kişilik özelliklerine sahip bireylere kazanma fırsatları verdiği bulunmuştur (Jonason ve diğerleri, 2015). Alan yazında Karanlık Üçlü ve ilgili ÜKİD bağlantısının daha

örgütsel bir perspektiften kaynaklandığı düşünülmektedir (Eissa ve ark., 2018). Yalnızca kârlılıklarına odaklanan ve kârlılık sonuçlarına öncelik veren kuruluşlar, kârlılık sonuçlarının her şeyden daha önemli olduğu algısına neden olabildiği bulunmuştur (Eissa ve diğerleri, 2018). Kuruluşun bu amacına uygun davranan çalışanlar performans hedeflerine ulaştığı için ödüllendirildiği görülmüştür (Piccolo ve ark., 2012). Bu davranışlar norm olduğu sürece, bu kurum kültürü ÜKİD'nin sergilenme olasılığını arttırmıştır (Mawritz ve ark., 2012).

Kuruluşların olumlu bir imaj sürdürmelerinin odak noktası olduğu kuruluşlarda sosyal davranışlar beklenmektedir (Castille, Buckner ve Thoroughgood, 2018). Olumlu imaj da etik normları ihlal ederek, örneğin firma hakkındaki zararlı bilgileri gizleyerek ve gerçeği yanlış yorumlayarak elde edilebilir. Kişilik faktörleri ve örgütsel koşullar etik dışı organizasyonel davranışların doğmasına yardımcı olduğu görülmüştür (Castille ve ark.). Kurum kültürü, bu eylemlerin kabul edildiğini ve ödüllendirildiğini bildirerek bu davranışları teşvik edebilir ve çalışanı örgütsel hedefler konusunda etik olmayan şekilde davranmaya ikna edebilir. Firmanın imajını korumak için, Makyaveller isteyerek bu davranışları sergileme eğilimindedir (Castille ve ark.). TAT doğrultusunda, iş arkadaşlarını tehdit olarak gördükleri ve kaynak kısıtlamaları olan bir organizasyonda çalışırken akranlarını zayıflatmaya motive oldukları açıklanmıştır (Castille ve ark., 2017). Kaynak kısıtlamaları kuruluşta rekabet yaratır, Makyavellerin daha yüksek statü kazanmasını ve aynı zamanda kuruluşa zarar vermesini sağlar (Duffy ve diğerleri, 2006, Castille ve diğerleri, 2017'de bahsedildiği gibi). Zorbalığın, hiyerarşi kültürü olarak algılanması ile pozitif korelasyon gösterdiği bulunmuştur (Pilch ve Turska, 2015). Ayrıca Makyavelizmin hiyerarşi kültürleri ile zorbalık arasında önemli bir düzenleyici değişken olduğu bulunmuştur. Hiyerarşi kültürleri, muhtemelen sistemin kontrol, formalite ve konum temelli doğasına aşırı vurgu nedeniyle zorbalık eylemlerinin en çok görüldüğü kültürlerdir (Pilch ve Turska, 2015). Dolayısıyla, hipotez aşağıdaki gibidir,

Hipotez 2. Hiyerarşi kültürü düzeyi arttıkça Makyavelizm ve üretim karşıtı iş davranışları tutumları arasındaki pozitif ilişki de artacaktır.

Chatterjee ve Hambrick'in (2007), firma stratejisini ve performansını etkileyen narsisizmi incelemek için genel müdürlerle yaptıkları araştırmada, narsisizmin stratejik dinamizm, kazanımların sayısı ve büyüklüğü ile performansı tetiklediği bulunmuştur. Zhang ve ark. (2017) çalışmasında, Narsistik özelliklere sahip genel müdürlerin yenilikçi kültür oluşturma ve şirket performansını artırmada etkili lider olma olasılıklarının daha yüksek olduğu görülmüştür. Narsizm seviyesi yüksek olan insanların yaratıcı kapasitelerini yüceltme olasılıkları daha yüksek olsa da, gerçek yaratıcı performans narsist olmayanlardan farklı bulunmamıştır (Goncalo ve ark., 2010). Fikirlerini başkalarına gösterme şansı verildiğinde, benlik saygısı ve isteklilik yaratıcı performansın artmasına neden olmuştur (Goncalo ve ark., 2010). Yaratıcılığın değerlendirildiği adhokrasi kültürlerinde gerçekçi bir şekilde gelişebilirler. Kültürün bir bütün olarak örgüt için faydalı olarak belirlediği şeye bağlı olarak, bazı uyumsuz davranışlar (örneğin risk alma, sosyal cesurluk ve üstünlük kısıtlamaları) faydalı olarak görülebilir, ancak eğrisel bir ilişki beklenebilir (Grijalva ve Newman, 2015).

Chatterjee ve Hambrick'e (2007) göre, narsisizmin, gerekli niteliklerin cesurluk ve atılım değişiklikleri, fikir üretimi ve riskli eylemlerin karşılandığı son derece dinamik bir endüstride değerli olabileceği savunulur. Bu tür bireylere büyük vizyonu olan üretken narsistler denir ve takipçilerinin bu ligde ortak bir hedefe doğru harekete geçirildiği görülmüştür (Maccoby, 2004). Dolayısıyla, hipotez aşağıdaki gibidir,

Hipotez 3. Adhokrasi kültürü düzeyi arttıkça narsizm ve üretim karşıtı iş davranışları tutumları arasındaki pozitif ilişki de artacaktır.

Narsisizm seviyesi yüksek olan bireylerin başkaları tarafından hayranlık ve olumlu değerlendirme bekledikleri için durumu olumlu bir şekilde yorumladıkları açıklanmıştır (Elliot & Trash, 2001). Rekor kırma, rakipleri yenme veya büyük bir grup insanın gözünde başarılı olma şansına sahip oldukları bağlamlarda, yüksek performans gösterdikleri görülmüştür (Elliot & Trash, 2001). İçinde buldukları organizasyondan gelen ödül ve cezalara karşı hassas oldukları bu nedenle buna göre değişme olasılıklarının daha yüksek olduğu vurgulanmıştır (Jonason ve Jackson,

2016). Bu davranışlar, müşterilerden veya sektörden gelen geri bildirimlere dayanarak stresli bir kültüre uyum sağlayan bir piyasa kültürüne paraleldir. Böylece,

Hipotez 4. Piyasa kültürü düzeyi arttıkça narsizim ve üretim karşıtı iş davranışları tutumları arasındaki pozitif ilişki de artacaktır.

Psikopati seviyesi yüksek olan bireyler, üstün ikna, iletişim ve kriz yönetimi gibi konularda yüksek performans göstermişlerdir (Lilienfeld ve ark. 2012). Araştırmacılara göre, psikopatinin 'karanlık' bir özellik olduğu varsayımlarında, 'cesaret' ve 'kötülük' ayırımına dikkat edilmelidir. Schütte ve meslektaşları (2016) çalışmasında, şirket için proaktif davranış eğilimleri incelenmiştir. Psikopati seviyesi yüksek olan bireyler, iş arkadaşlarına destek sağlama, müzakerelerde başarılı olma ve bireysel çıkarları arttırmada kuruluştaki faydalı olabilir. Psikopatların davranışları tüm organizasyonun misyonu ve vizyonu ile tutarlı olarak görülebilir (Wilson, 2010). Boddy (2011), psikopatların, performans değerlendirmelerinin doğrudan dış ve objektif performans göstergelerine bağlı olmadığı kurum kültürlerinde daha iyi performans gösterdiğini bulmuştur. Bu tür ortamlarda, ÜKİD hedeflerine ulaşmada etkili bir yol olabilir (Cohen, 2016). Bu ortamlarda üst yönetim, çalışanların bu amaçlara nasıl ulaştığını göz ardı ederek yalnızca sonuçlara odaklanır. ÜKİD'nin bu tür kültürlerde daha kabul edilir olduğu ve hatta ödüllendirildiği bulunmuştur (Cohen, 2016).

Hipotez 5. Piyasa kültürü düzeyi arttıkça psikopati ve üretim karşıtı iş davranışları tutumları arasındaki pozitif ilişki de artacaktır.

BÖLÜM 2

YÖNTEM

Anketler, sosyal medya ve e-posta gibi farklı kanallar aracılığıyla yaklaşık 600 potansiyel katılımcıya gönderilmiştir. Toplam 308 çalışan tarafından anketler tamamlanmıştır, ancak bazı katılımcılar tüm ölçek için aynı değerlendirmeyi yaptıklarından veya dikkatsiz yanıt verdiklerinden bazı veriler silinmiştir. Sonuç

olarak, Türkiye'nin farklı illerinden 275 özel sektör ve kamu sektörü çalışanından veri toplanmıştır. Tüm katılımcılar tam zamanlı işleri olan beyaz yakalı çalışanlardır. Katılımcıların %61.8'i erkek, %38.2'i kadındır. Yaş dağılımı açısından 147 katılımcının (%53.5) yaşı 19 ile 30 arasında, 83 katılımcının yaşı (%30.2) 31 ile 40 arasında, 32 katılımcının yaşı (%11.6) 41 ile 50, 11 katılımcı arasında değişmektedir. 11 katılımcının (%4) yaşı 51-60 arasında değişmekte olup, 2 katılımcının (%.7) yaşı 60'ın üzerindedir.

Katılımcılara dört bölümden oluşan çevrimiçi bir anket uygulanmıştır. Anket, Algılanan Üretim Karşıtı İş Davranışları, Karanlık Üçlü Kişilik Ölçeği, Kurum Kültürü Değerlendirme Aracı ve demografik bilgi formu ölçümlerini içermektedir. Jonason ve Webster (2010) tarafından geliştirilen ve Satıcı ve arkadaşları (2018) tarafından Türkçeye çevrilen Kısaltılmış Karanlık Üçlü Ölçeği kullanılmıştır.

Ölçeğin üç faktörlü yapısını doğrulamak ve kompozit Karanlık Üçlü skorunun ya da üç alt ölçek puanının (Makyavelizm, psikopati ve narsisizm) kullanılıp kullanılmayacağına karar vermek için iki doğrulayıcı faktör analizi yapılmıştır. Sonuçlar, üç faktörlü modelin tek faktörlü modelden nispeten daha iyi bir uyum gösterdiğini doğrulamıştır. Algılanan ÜKİD'ni ölçmek için Spector, Fox, Penney, Bruursema, Goh ve Kessler (2006) tarafından geliştirilen ölçek kullanılmıştır. Ölçek başlangıçta 45 maddeden oluşmakta olup, daha sonra 32 maddeye indirilmiştir (Spector ve ark. 2006). ÜKİD ölçeği, Öcel (2010) tarafından tercüme edilmiş ve Türkçeye uyarlanmıştır. Bu versiyon, farklı bir Algılanan ÜKİD ölçeğinden türetilerek, 37 maddeye çıkarılmıştır (Ağca, 2014). Katılımcılardan, ilgili davranışsal örneklerin çalışanlara veya şirkete ne derece zararlı olduğunu belirtmeleri istenmiştir (Ağca, 2014). Bu ölçekte alınan yüksek puanlar, katılımcıların ÜKİD'ni daha zararlı gördüklerini göstermektedir. Bu çalışmada, bu ölçek ters kodlanmıştır. Algılanan ÜKİD her katılımcı için bileşik puan olarak kullanılmıştır. Ağırlıksız bileşik puan, maddelerin ortalaması alınarak hesaplanmıştır. Kurum Kültürünü ölçmek için, Cameron ve Quinn (1999) tarafından geliştirilen ve Çalışır (2008) tarafından Türkçe'ye çevrilen OCAI'nin Türkçe versiyonu kullanılmıştır. Ölçek çalışanların mevcut kültürlerine ilişkin algılarını

anlamak için, anket katılımcıları tarafından sadece bir kez doldurulmaktadır. Bu ölçekte her maddenin dört alternatifi vardır: a, b, c ve d ve bu alternatifler sırasıyla klan, adhokrasi, pazar ve hiyerarşi kültürlerini ifade eder. OCAI, her madde için dört kültür alternatifi arasında toplam 100 puanın dağıtıldığı bir ölçektir; organizasyonda algılanan kültürün daha yüksek seviyelerini temsil eden daha yüksek puanlar. Anketin son bölümünde sunulan demografik bilgi formu cinsiyet, yaş kategorisi, sektör, bölüm, pozisyon, eğitim düzeyi, şirketteki çalışma süresi, toplam çalışma süresi, şirket büyüklüğü ve şirketin kuruluş yılı ile ilgili sorulardan oluşmaktadır.

ODTÜ İnsan Araştırmaları Etik Kurulu'ndan onay alındıktan sonra, anket paketi katılımcılara yönlendirilmiştir. Anketin bağlantısı e-posta ve sosyal medya aracılığıyla farklı şirket ve kişilerle paylaşılmıştır. Anket yaklaşık 600 katılımcıya gönderilmiş ve yanıtlar otomatik olarak Google E-Tablolar aracılığıyla kaydedilmiştir. Katılımcılara önce yanıtlarının gizliliğinin ve katılımın gönüllü niteliğinin vurgulandığı bilgilendirilmiş onam formları verilmiştir. Üretim Algılanan Karşıtı İş Davranışları Ölçeği, Karanlık Üçlü Ölçeği, Kurum Kültürü ölçeği ve son olarak demografik bilgi formu aynı sırayla tüm katılımcılara verilmiştir. Anketin sonunda katılımcılar bilgilendirilmiştir.

BÖLÜM 3

SONUÇLAR

Tabachnick ve Fidell (2007)' in yönergelerine göre veri tarama ve temizleme süreçleri tamamlanmıştır. Eksik veriler veri setinden çıkarıldıktan sonra geriye 275 katılımcı kalmıştır ve analizler bu katılımcıların sağladığı veriler üzerinde yapılmıştır. Kullanılan ölçekler genel olarak kabul edilir düzeyde alfa katsayılarına sahiptir ($\alpha_{\text{üretim karşıtı iş davranışları}} = .94$, $\alpha_{\text{KÜ}} = .89$, $\alpha_{\text{Makyavelizm}} = .78$, $\alpha_{\text{Psikopati}} = .71$, $\alpha_{\text{Narsisizm}} = .92$, $\alpha_{\text{Klan}} = .81$, $\alpha_{\text{Adhokrasi}} = .85$, $\alpha_{\text{pazar}} = .79$, $\alpha_{\text{Hiyerarşi}} = .82$).

Hipotez 1'i test etmek için SPSS 25.0 kullanılarak hiyerarşik regresyon analizleri yürütülmüştür. Varsayılan düzenleyici değişken analizlerini yürütmek için SPSS 25.0 PROCESS Macro Model 1 kullanılmıştır. Analizlerde Makyavelizm, psikopati ve narsisizm bağımsız değişken, hiyerarşi, pazar ve adhokrasi kültürleri düzenleyici değişken ve ÜKİD'na karşı tutumlar sonuç değişkeni olarak kullanılmıştır. Tüm analizlerde, şirketteki çalışma süresi ve şirketin yaşı kontrol edilmiştir. Şirketteki daha yüksek görev süresi ve şirketin yaşı, ÜKİD'na karşı daha olumsuz tutum düzeyleriyle ilişkilendirilmiştir. Tüm analizlerde istatistiksel anlamlılığı test etmek için .05 alfa düzeyi kullanılmıştır.

Makyavelizm, psikopati ve narsisizm düzeyleri arttıkça, ÜKİD'na karşı tutumlarda olumlu bir artış hipotez edilmiştir. Analiz sonucu, şirketteki çalışma süresinin ve şirketin yaşının ÜKİD'na karşı tutumların varyansının %4'ünü açıkladığını göstermektedir ($F(2, 272) = 5.58, p < .01, R^2 = .04$). Analiz, şirketteki çalışma süresinin ÜKİD'na karşı tutumlarını anlamlı bir şekilde yordamadığını göstermiştir ($\beta = -.09, t(272) = -1.36, p > .05$), ancak şirketin yaşının ÜKİD'na karşı tutumları ($\beta = -.15, t(272) = 2.45, p < .05$) anlamlı bir şekilde yordadığı bulunmuştur. Makyavelizm, psikopati ve narsisizm modele dahil edildiğinde, ÜKİD'na karşı tutumlardaki varyansın demografik değişkenlerin üzerinde %13 açıkladığı ($\Delta R^2 = .13, F(5, 269) = 10.76, p < .001$) bulunmuştur. Makyavelizm ÜKİD'na karşı tutumları anlamlı bir şekilde yordamamıştır ($\beta = .04, t(269) = .50, p > .05$). Bununla birlikte, psikopati ($\beta = .24, t(269) = 3.56, p < .01$) ve narsisizm ($\beta = .16, t(269) = 2.39, p < .05$) ÜKİD'na karşı tutumları önemli ölçüde yordamıştır. Beş değişken, ÜKİD'na karşı tutumlardaki varyansın %17'sini açıklamıştır. Karanlık Üçlü tek bir faktör olarak test edildiğinde ise, Karanlık Üçlü faktörü ÜKİD'na karşı tutum varyansının % 11'ini açıklamıştır ($\Delta R^2 = .11, R^2 = .15, F(3,271) = 16.06, p < .001$).

Hipotez 2 test edildiğinde, Makyavelizm ve kontrol değişken ilişkisi pozitif ve anlamlı bulunmuştur ($b = .09, SE = .02, p < .001, \% 95 CI = .05, .13$). Hiyerarşi kültürünün ana etkisi anlamlı bulunmamıştır. Ayrıca, düzenleyici değişkenin etkisi analizde anlamlı bulunmamıştır. Hipotez 2 desteklenmemiştir. Ayrıca, modelde

kontrol deęişken olan Őirket yařının ÜKİD'na karřı tutumlar üzerinde anlamlı ve olumsuz etkisi olduęu bulunmuřtur ($b = -.09$, $SE = .03$, $p < .01$,% 95 CI = -.15, -.02).

Hipotez 3 test edildięinde, narsisizmin ÜKİD'na karřı tutumlar iliřkisi pozitif ve anlamlı bulunmuřtur ($b = .07$, $SE = .01$, $p < .001$,% 95 CI = .04, .09). Adhokrasi kùltürünün ana etkisi anlamlı bulunmamıřtır. Ayrıca, düzenleyici deęişkenin etkisi analizde anlamlı bulunmamıřtır. Hipotez 3 desteklenmemiřtir. Ayrıca, modelde kontrol deęişken olan Őirket yařının ÜKİD'na karřı tutumları üzerinde anlamlı bir etkisi olduęu bulunmuřtur ($b = -.08$, $SE = .03$, $p < .05$,% 95 CI = -.15, -.02).

Hipotez 4 test sonuçlarına göre, narsisizmin ÜKİD'na karřı tutumlar iliřkisi pozitif ve anlamlı bulunmuřtur ($b = .06$, $SE = .01$, $p < .01$,% 95 CI = .04, .09). Piyasa kùltürünün ana etkisi anlamlı bulunmamıřtır. Ayrıca, düzenleyici deęişkenin etkisi analizde anlamlı bulunmamıřtır. Hipotez 4 desteklenmemiřtir. Ayrıca, modelde kontrol deęişken olan Őirket yařının ÜKİD'na karřı tutumları üzerinde anlamlı bir etkisi olduęu bulunmuřtur ($b = -.07$, $SE = .03$, $p < .05$,% 95 CI = -.13, -.01).

Hipotez 5 sonuçlarına göre, psikopatinin ÜKİD'na karřı tutumlar iliřkisi pozitif ve anlamlı bulunmuřtur ($b = .12$, $SE = .02$, $p < .001$,% 95 CI = .08, .16). Piyasa kùltürünün ana etkisi anlamlı bulunmamıřtır. Ayrıca, düzenleyici deęişkenin etkisi analizde anlamlı bulunmamıřtır. Hipotez 5 desteklenmemiřtir.

BÖLÜM 4

TARTIřMA

Bu alıřmada, psikopatinin ve narsisizmin ayrı ayrı ve Karanlık Üçlü'nün tek faktör olarak ÜKİD'nı yordadıęı bulunmuřtur. Bununla birlikte Makyavelizm ve ÜKİD'na karřı tutumlar arasında anlamlı bir iliřki bulunamamıřtır. Őirketin yařı ve Őirketteki alıřma süresi kontrol edildięinde, Makyavelizm, psikopati ve narsisizm, ÜKİD'na karřı tutumlardaki toplam varyansın % 12'sini açıkladıęı görülmüřtür. Psikopati ve narsisizm dereceleri daha yüksek olan bireylerin, psikopati ve narsisizm

seviyelerinde daha düşük olanlara kıyasla ÜKİD'na karşı tutumlarının daha olumlu olması beklenmektedir. Güncel bulgular literatürde bildirilen bulgularla tutarlıdır. Narsisizm (Bogart, Benotsch ve Pavlovic, 2004; Penney ve Spector, 2002) ve psikopati (Hare ve Neumann, 2009) ÜKİD'na karşı tutumların önemli yordayıcıları olarak bulunmuştur. Literatürdeki bulgularla çelişen bir bulgu olarak, Makyavelizm ÜKİD'na karşı tutumlarının anlamlı bir yordayıcısı olarak bulunmamıştır (O'Boyle ve ark., 2012). Bu bulgunun, çalışmada kullanılan algılanan ÜKİD ölçeğinden kaynaklandığı düşünülebilir. Bu çalışmada ölçek, kişilere ve şirkete yönelik ÜKİD'nı ayırmadan kullanılmıştır.

Regresyon analizinin sonuçlarına göre, şirketteki çalışma süresi ve şirketin yaşının, ÜKİD'na karşı tutumlarla anlamlı korelasyonlara sahip bulunmuştur. Ancak, düzenleyici değişken analizi yapıldığında, sonuçlar şirketteki çalışma süresinin ÜKİD'na karşı tutumlar üzerinde anlamlı bir etkisi olmadığını göstermiştir. Bulgular literatürle paralellik göstermektedir (Ng ve Feldman, 2013). Bu çalışmadaki sonuçlar, altı kategoriye ayrılan çalışma süresinin sınıflandırılmasına bağlı olabilir. Literatürde, çalışma süresinin sınıflandırılmasının üç kategori ile gerçekleştirildiği görülebilir. Diğer bir kontrol değişken olan şirketin yaşı, ÜKİD'na karşı tutumları anlamlı bir şekilde yordamıştır. Şirketin yaşı arttıkça, çalışanların ÜKİD'na karşı anlamlı bir şekilde daha az olumlu tutum gösterdiği bulunmuştur. Şirketteki çalışma süresi ve şirketin yaşı, ÜKİD'na karşı tutumların toplam varyansının % 4'ünü oluşturmuştur.

Literatürle uyumlu olarak, şirketin yaşını ve şirkette görev süresini kontrol ettikten sonra, Karanlık Üçlü tek faktörlü yapısıyla ÜKİD'na karşı tutumların toplam varyansının % 11'ini açıklamıştır. Hipotez 1a, 1b ve 1c'nin sonuçlarına paralel olarak, şirketin yaşı ÜKİD'na karşı tutumları açıklarken, Karanlık Üçlü analize girdiği zaman açıklanan varyansın artmasıyla birlikte önemli bir negatif belirleyici olarak bulunmuştur. Bu sonuç, Karanlık Üçlü ve şirketin yaşı arasında olası bir ilişki önerebilir, böylece Karanlık Üçlü eğilimi olan bireyler davranışlarını şirketin sağlam temelli kural ve düzenlemelerine göre şekillendirdiği sonucu çıkarılabilir.

Karanlık Üçlü ve ÜKİD'na karşı tutumlar arasındaki ilişkide kültürün düzenleyici değişken olarak rol oynadığını gösteren hiçbir hipotez desteklenmemiştir.

Katılımcıların ÜKİD'na karşı tutumları sorularak, sosyal istenirlik en aza indirilmiştir. Karanlık Üçlü'nün ÜKİD'na karşı tutumları yordamadaki etkilerine ilişkin bulgular literatürü destekler niteliktedir. İşe alım, seçme ve yerleştirme süreçlerinde Karanlık Üçlü'nün kullanılması çalışanın ileriki zamanlarda ÜKİD'na karşı tutumlarını öngörmekte insan kaynakları uzmanlarına yardımcı olabilir. Karanlık Üçlü nispeten yeni bir araştırma alanı olmasına rağmen, işverenler bu özellikleri işe alma kararlarında girdi olarak kullanmaya başlayabilir.

Gelecekteki çalışmalarda bir sosyal beğenirlik ölçeği (örneğin, Marlowe Crowne Sosyal İsteklilik Ölçeği, Reynolds, 1982) uygulanarak cevapların sosyal beğenirlikten etkilenmediğinden emin olunmalıdır. Karanlık Üçlü değerlendirmesi için koşullu muhakeme testleri (James, 1998) geliştirilebilir ve öz bildirim önlemleri yerine çalışma arkadaşı ve yönetici değerlendirmeleri alınabilir. Gelecekteki araştırmalar, ÜKİD'nı şirkete ve kişilere yönelik olmak üzere ikiye ayırarak kullanabilir. Bu çalışmada kullanıldığı gibi, ÜKİD'na karşı tutumları ölçmeye ek olarak, ÜKİD'nı uygulama sıklığı da literatüre katkıda bulunmak ve şirket ortamlarında uygulanacak bazı pratik çıkarımlara sahip olmak için incelenmelidir. ÜKİD'na karşı tutum ölçeğine bir alternatif olarak, Negatif Hareketler Anketi (Einarsen, Hoel, ve Notelaers, 2009) gelecek çalışmalarda kullanılabilir. Bu çalışma literatürdeki çalışmalarla birlikte ÜKİD'na karşı tutumları inceleyen çalışmalara ışık tutacaktır. Şirketlerin çalışanlarının ÜKİD'nın, kuruma ve üyelerine nasıl zarar verdiği hakkındaki bilgilerini artırmak için eğitim programları tasarımları ve uygulamaları gerekmektedir.

Çalışmanın bir diğer kısıtlılığı, bu çalışmanın örneklemeyle ilgilidir. Anketler sosyal medya aracılığıyla dağıtılmış olup, katılma ya da katılmama kararı, bireylerin yardım etme eğilimlerine ve kişisel özelliklerine bağlıdır. Örneklemin genel popülasyondaki katılımcıları temsil etme derecesi bilinmemektedir.

Son kısıtlama, kurum kültürü ölçeğinin derecelendirme yöntemidir. Ipsatif ölçeklerle ilgili literatür psikometrik özelliklerine ilişkin karışık sonuçlar vermektedir (Eijnatten, Ark ve Holloway, 2015). Ölçeğin karşıtları Likert tipi derecelendirme ölçeklerinin kullanılmasını önermektedir. Gelecekteki çalışmalar Kurum kültürü ölçeğinin Likert versiyonlarından yararlanabilir (Hartnell ve ark., 2011).



R: TEZ İZİN FORMU/ THESIS PERMISSION FORM

ENSTİTÜ / INSTITUTE

Fen Bilimleri Enstitüsü / Graduate School of Natural and Applied Sciences

Sosyal Bilimler Enstitüsü / Graduate School of Social Sciences

Uygulamalı Matematik Enstitüsü / Graduate School of Applied Mathematics

Enformatik Enstitüsü / Graduate School of Informatics

Deniz Bilimleri Enstitüsü / Graduate School of Marine Sciences

YAZARIN / AUTHOR

Soyadı / Surname : Gülerdi

Adı / Name : Melis

Bölümü / Department : Psikoloji Bölümü/ Department of Psychology

TEZİN ADI / TITLE OF THE THESIS (İngilizce / English): THE DARK TRIAD AND COUNTERPRODUCTIVE WORK BEHAVIORS: ORGANIZATIONAL CULTURE AS A MODERATOR

TEZİN TÜRÜ / DEGREE: Yüksek Lisans / Master Doktora / PhD

1. **Tezin tamamı dünya çapında erişime açılacaktır.** / Release the entire work immediately for access worldwide.

2. **Tez iki yıl süreyle erişime kapalı olacaktır.** / Secure the entire work for patent and/or proprietary purposes for a period of **two years**. *

3. **Tez altı ay süreyle erişime kapalı olacaktır.** / Secure the entire work for period of **six months**. *

** Enstitü Yönetim Kurulu Kararının basılı kopyası tezle birlikte kütüphaneye teslim edilecektir.*

A copy of the Decision of the Institute Administrative Committee will be delivered to the library together with the printed thesis.

Yazarın imzası / Signature

Tarih / Date