



Hacettepe University Graduate School of Social Sciences

Department of Translation and Interpretation

**TRANSLATION OF MEDICAL TERMS IN LIGHT OF VINAY  
AND DARBELNET'S TRANSLATION PROCEDURES:  
A CASE STUDY ON MEDICAL THRILLERS *THE APPRENTICE*  
AND *THE SINNER* BY TESS GERRITSEN**

Büşra KURT UÇAR

Master's Thesis

Ankara, 2019



**TRANSLATION OF MEDICAL TERMS IN LIGHT OF VINAY  
AND DARBELNET'S TRANSLATION PROCEDURES:  
A CASE STUDY ON MEDICAL THRILLERS *THE APPRENTICE*  
AND *THE SINNER* BY TESS GERRITSEN**

Büşra KURT UÇAR

Hacettepe University Graduate School of Social Sciences

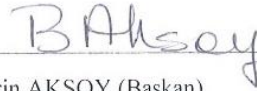
Department of Translation and Interpretation

Master's Thesis

Ankara, 2019

## KABUL VE ONAY

Büşra Kurt Uçar tarafından hazırlanan "Translation of Medical Terms in Light of Vinay and Darbelnet's Translation Procedures: A Case Study on Medical Thrillers *The Apprentice* and *The Sinner* by Tess Gerritsen" başlıklı bu çalışma, 19/06/2019 tarihinde yapılan savunma sınavı sonucunda başarılı bulunarak jürimiz tarafından Yüksek Lisans Tezi olarak kabul edilmiştir.



Prof. Dr. Berrin AKSOY (Başkan)



Prof. Dr. Asalet ERTEN (Danışman)



Dr. Öğr. Üyesi Elif ERSÖZLÜ

Yukarıdaki imzaların adı geçen öğretim üyelerine ait olduğunu onaylarım.

Prof. Dr. Musa Yaşar SAĞLAM

Enstitü Müdürü

## YAYIMLAMA VE FİKRİ MÜLKİYET HAKLARI BEYANI

Enstitü tarafından onaylanan lisansüstü tezimin tamamını veya herhangi bir kısmını, basılı (kağıt) ve elektronik formatta arşivleme ve aşağıda verilen koşullarla kullanıma açma iznini Hacettepe Üniversitesine verdiğimi bildiririm. Bu izinle Üniversiteye verilen kullanım hakları dışındaki tüm fikri mülkiyet haklarım bende kalacak, tezimin tamamının ya da bir bölümünün gelecekteki çalışmalarda (makale, kitap, lisans ve patent vb.) kullanım hakları bana ait olacaktır.

Tezin kendi orijinal çalışmam olduğunu, başkalarının haklarını ihlal etmediğimi ve tezimin tek yetkili sahibi olduğumu beyan ve taahhüt ederim. Tezimde yer alan telif hakkı bulunan ve sahiplerinden yazılı izin alınarak kullanılması zorunlu metinleri yazılı izin alınarak kullandığımı ve istenildiğinde suretlerini Üniversiteye teslim etmeyi taahhüt ederim.

Yükseköğretim Kurulu tarafından yayınlanan “*Lisansüstü Tezlerin Elektronik Ortamda Toplanması, Düzenlenmesi ve Erişime Açılmasına İlişkin Yönerge*” kapsamında tezim aşağıda belirtilen koşullar haricince YÖK Ulusal Tez Merkezi / H.Ü. Kütüphaneleri Açık Erişim Sisteminde erişime açılır.

- Enstitü / Fakülte yönetim kurulu kararı ile tezimin erişime açılması mezuniyet tarihimden itibaren 2 yıl ertelenmiştir. <sup>(1)</sup>
- Enstitü / Fakülte yönetim kurulunun gerekçeli kararı ile tezimin erişime açılması mezuniyet tarihimden itibaren ..... ay ertelenmiştir. <sup>(2)</sup>
- Tezimle ilgili gizlilik kararı verilmiştir. <sup>(3)</sup>

19/06/2019

  
Büşra KURT UÇAR

“*Lisansüstü Tezlerin Elektronik Ortamda Toplanması, Düzenlenmesi ve Erişime Açılmasına İlişkin Yönerge*”

- (1) *Madde 6. 1. Lisansüstü teze ilgili patent başvurusu yapılması veya patent alma sürecinin devam etmesi durumunda, tez danışmanının önerisi ve enstitü anabilim dalının uygun görüşü üzerine enstitü veya fakülte yönetim kurulu iki yıl süre ile tezin erişime açılmasının ertelenmesine karar verebilir.*
- (2) *Madde 6. 2. Yeni teknik, materyal ve metotların kullanıldığı, henüz makaleye dönüşmemiş veya patent gibi yöntemlerle korunmamış ve internetten paylaşılması durumunda 3. şahıslara veya kurumlara haksız kazanç imkanı oluşturabilecek bilgi ve bulguları içeren tezler hakkında tez danışmanının önerisi ve enstitü anabilim dalının uygun görüşü üzerine enstitü veya fakülte yönetim kurulunun gerekçeli kararı ile altı ayı aşmamak üzere tezin erişime açılması engellenebilir.*
- (3) *Madde 7. 1. Ulusal çıkarları veya güvenliği ilgilendiren, emniyet, istihbarat, savunma ve güvenlik, sağlık vb. konulara ilişkin lisansüstü tezlerle ilgili gizlilik kararı, tezin yapıldığı kurum tarafından verilir \*. Kurum ve kuruluşlarla yapılan işbirliği protokolü çerçevesinde hazırlanan lisansüstü tezlere ilişkin gizlilik kararı ise, ilgili kurum ve kuruluşun önerisi ile enstitü veya fakültenin uygun görüşü üzerine üniversite yönetim kurulu tarafından verilir. Gizlilik kararı verilen tezler Yükseköğretim Kuruluna bildirilir.*  
*Madde 7.2. Gizlilik kararı verilen tezler gizlilik süresince enstitü veya fakülte tarafından gizlilik kuralları çerçevesinde muhafaza edilir, gizlilik kararının kaldırılması halinde Tez Otomasyon Sistemine yüklenir.*

\* Tez danışmanının önerisi ve enstitü anabilim dalının uygun görüşü üzerine enstitü veya fakülte yönetim kurulu tarafından karar verilir.

## ETİK BEYAN

Bu çalışmadaki bütün bilgi ve belgeleri akademik kurallar çerçevesinde elde ettiğimi, görsel, işitsel ve yazılı tüm bilgi ve sonuçları bilimsel ahlak kurallarına uygun olarak sunduğumu, kullandığım verilerde herhangi bir tahrifat yapmadığımı, yararlandığım kaynaklara bilimsel normlara uygun olarak atıfta bulunduğumu, tezimin kaynak gösterilen durumlar dışında özgün olduğunu, **Prof. Dr. Asalet ERTEN** danışmanlığında tarafımdan üretildiğini ve Hacettepe Üniversitesi Sosyal Bilimler Enstitüsü Tez Yazım Yönergesine göre yazıldığını beyan ederim.



**Büşra KURT UÇAR**

*To my beloved family...*



## ACKNOWLEDGEMENTS

I would like to state my deepest appreciation to my thesis advisor Prof. Dr. Asalet Erten for her valuable contributions and support, above all. She guided me through challenging decisions, shared her broad experience and has always encouragingly expressed her belief in me.

I also hereby express my gratitude to my colleagues, especially for their understanding and tolerance.

I must thank to all of my professors at Hacettepe University for their guidance and support through my Bachelor's Degree and Master's Degree.

Lastly and the most importantly I would like to thank my husband Engin Uçar, and my family; Nesrin Kurt, Ali Kurt, Kübra Kurt and Mehmet Fatih Kurt for their unconditional love, support, confidence and encouraging words, making me find the strength to move forward in my life.

## ABSTRACT

KURT UÇAR, Büşra. *Translation of Medical Terms in Light of Vinay and Darbelnet's Translation Procedures: A Case Study on Medical Thrillers The Apprentice and The Sinner by Tess Gerritsen*. Master's Thesis, Ankara, 2019.

The history of medicine dates back to ancient civilisations and the field of medicine has always been valued greatly. Each civilisation or community has developed their own methods, procedures, or remedies to overcome various health problems. Translation have played a significant role in transferring this valuable knowledge up to date. In return for being referred to as a very old field of scientific translation, medical translation has its own challenges to offer to translators.

Medical language has distinctive features that draw attention, such as high number of acronyms, eponyms, Latin and Greek roots, prefixes and suffixes. However, these very characteristics also pose difficulties for translators and require special caution. Notwithstanding, medical content is not only included in health-related informative texts, but it may also heavily be found in fictional works.

*The Apprentice* and *The Sinner* by Tess Gerritsen are reviewed in this thesis regarding the intense use of medical content, considering it may cause a dilemma for translators not only due to the medical language itself but also because of their respective target audience and the professions of main characters. In this sense, Vinay and Darbelnet suggest a number of translation procedures that may help translators to overcome challenges. In order to detect the procedures and techniques applied while translating medical terms, these books are meticulously read and scanned, and all medical terms are noted with their Turkish translations. A total of one hundred randomly selected medical terms are reviewed in light of Vinay and Darbelnet's procedures, the methods that are used the most

are identified, and it is discussed to what extent translators apply direct translation methods, as prescribed by Vinay and Darbelnet. Furthermore, other possible translations, as applicable, are provided with an aim to guide translators and help them to minimise potential mistakes made during translation process.

**Keywords:**

*Medical Terms, Tess Gerritsen, Medical Language, Medical Translation, Vinay and Darbelnet's Translation Procedures*



## ÖZET

KURT UÇAR, Büşra. *Tıbbi Terimlerin Vinay ve Darbelnet'nin Çeviri Yöntemleri Işığında Çevrilmesi: Tess Gerritsen'in Çıracak ve Günahkâr Adlı Tıbbi Gerilim Romanları Üzerine Bir Örnek Olay Çalışması*. Yüksek Lisans Tezi, Ankara, 2019.

Tıp tarihi antik medeniyetlere kadar uzanır ve tıp, her zaman çok değer verilen bir alan olmuştur. Her medeniyet veya topluluk, çeşitli sağlık sorunlarının üstesinden gelebilmek için kendi yöntemlerini, prosedürlerini veya çarelerini geliştirmiştir. Bu değerli bilgilerin günümüze aktarılmasında ise çevirinin rolü bilhassa önemlidir. Çok eski bir bilimsel çeviri alanı olarak nitelendirilmenin karşılığında tıp çevirisi, çeviri açısından sebep olduğu zorlukları da beraberinde getirir.

Tıp dilinin bu dili diğerlerinden ayıran, dikkat çekici özellikleri vardır; bunlar arasında kısaltmaların, eponimlerin ve Latince ve Grekçe köklerin, ön eklerin ve son eklerin yoğun şekilde kullanımı sayılabilir. Ancak, bu özellikler çeviri konusunda sıkıntı yaratabilir ve bunların dikkatle ele alınması gerekir. Bununla birlikte, tıbbi içerik sadece sağlık ile ilgili bilgilendirici metinlerde bulunmaz, aynı zamanda kurgusal eserlerde de bu tür içeriğe sıkça yer verilebilir.

Bu çalışmada Tess Gerritsen'in *Çıracak* ve *Günahkâr* adlı eserleri yoğun tıbbi içerik kullanımı açısından ele alınmış ve bu içeriğin, hem tıp dilinin kendine has özellikleri hem de eserlerin hedef kitlesi ve ana karakterlerinin meslekleri sebebiyle çevirmenler için bir ikilem oluşturabileceği göz önünde bulundurulmuştur. Bu bağlamda, Vinay ve Darbelnet çevirmenlerin bu tür zorlukların üstesinden gelmesine yardımcı olabilecek bazı çeviri prosedürleri ileri sürmüştür. Tıbbi terimlerin çevirisinde uygulanan prosedürlerin ve tekniklerin tespit edilebilmesi amacıyla söz konusu kitaplar titizlikle okunmuş ve taranmış ve tüm tıbbi terimler Türkçe çevirileri ile birlikte not edilmiştir. Tüm terimler arasından

rastgele olarak seçilen toplam yüz tıbbi terim Vinay ve Darbelnet'nin prosedürleri ışığında incelenmiş, hangi prosedürlerin en sık tercih edildiği belirlenmiş ve çevirmenlerin, Vinay ve Darbelnet tarafından önerildiği üzere doğrudan çeviri yöntemlerini ne ölçüde kullandıkları tartışılmıştır. Ayrıca çevirmenlere rehberlik etmek ve çeviri sürecinde yapılan hataları en az düzeye indirmek amacıyla ilgili tıbbi terimlerin diğer olası çevirilerine de uygun şekilde yer verilmiştir.

**Anahtar Kelimeler:**

*Tıbbi Terimler, Tess Gerritsen, Tıp Dili, Tıp Çevirisi, Vinay ve Darbelnet'nin Çeviri Prosedürleri*

## TABLE OF CONTENTS

<b>KABUL VE ONAY .....</b>	<b>i</b>
<b>YAYIMLAMA VE FİKRİ MÜLKİYET HAKLARI BEYANI.....</b>	<b>ii</b>
<b>ETİK BEYAN.....</b>	<b>iii</b>
<b>ACKNOWLEDGEMENTS.....</b>	<b>v</b>
<b>ABSTRACT .....</b>	<b>vi</b>
<b>ÖZET .....</b>	<b>viii</b>
<b>TABLE OF CONTENTS.....</b>	<b>x</b>
<b>LIST OF ABBREVIATIONS.....</b>	<b>xii</b>
<b>LIST OF TABLES AND FIGURES.....</b>	<b>xiii</b>
<b>INTRODUCTION.....</b>	<b>1</b>
<b>CHAPTER 1: TESS GERRITSEN AND TURKISH TRANSLATORS BEGÜM KOVULMAZ AND GÜNEŞ BECERİK DEMİREL.....</b>	<b>10</b>
<b>1.1. TESS GERRITSEN’S LIFE AND ITS EFFECTS ON HER BOOKS..</b>	<b>10</b>
<b>1.2. RIZZOLI&amp;ISLES SERIES.....</b>	<b>15</b>
1.2.1. Summary of <i>The Apprentice</i> .....	16
1.2.2. Summary of <i>The Sinner</i> .....	18
<b>1.3. ABOUT TRANSLATORS.....</b>	<b>19</b>
<b>CHAPTER 2: THRILLER AND MEDICAL THRILLER GENRE .....</b>	<b>21</b>
<b>2.1. GENERAL INFORMATION ON THRILLER GENRE.....</b>	<b>21</b>
<b>2.2. FEATURES OF MEDICAL THRILLER GENRE .....</b>	<b>22</b>
<b>CHAPTER 3: THEORETICAL BACKGROUND.....</b>	<b>25</b>
<b>3.1. MEDICAL LANGUAGE AND ITS GREEK AND LATIN ROOTS ...</b>	<b>25</b>
<b>3.2. MEDICAL TRANSLATION .....</b>	<b>29</b>
<b>3.3. ROOTS, PREFIXES AND SUFFIXES IN MEDICAL LANGUAGE ..</b>	<b>34</b>
<b>3.4. EPONYMS.....</b>	<b>44</b>
<b>3.5. ACRONYMS .....</b>	<b>45</b>

<b>CHAPTER 4: CASE STUDY: ANALYSIS OF TRANSLATION OF MEDICAL TERMS IN <i>THE APPRENTICE</i> AND <i>THE SINNER</i></b> .....	48
<b>4.1. ANALYSIS OF MEDICAL TERMS IN LIGHT OF VINAY AND DARBELNET’S TRANSLATION PROCEDURES</b> .....	51
4.1.1. Direct Translation Procedures .....	55
4.1.1.1. Borrowing.....	55
4.1.1.2. Calque.....	66
4.1.1.3. Literal Translation .....	66
4.1.2. Oblique Translation Procedures .....	80
4.1.2.1. Transposition.....	81
4.1.2.2. Modulation .....	85
4.1.2.3. Equivalence .....	87
4.1.2.4. Adaptation .....	87
4.1.3. Supplementary Translation Strategies.....	88
4.1.3.1. Amplification and Economy .....	88
4.1.3.2. Compensation.....	95
4.1.3.3. Gain and Loss.....	95
4.1.3.4. Explication .....	96
4.1.3.5. Generalization .....	104
<b>DISCUSSION AND CONCLUSION</b> .....	108
DISCUSSION .....	108
CONCLUSION .....	114
<b>BIBLIOGRAPHY</b> .....	119
<b>APPENDIX 1: ALL MEDICAL TERMS FOUND IN <i>THE APPRENTICE</i></b> .....	124
<b>APPENDIX 2: ALL MEDICAL TERMS FOUND IN <i>THE SINNER</i></b> .....	133
<b>APPENDIX 3: ORIGINALITY REPORT</b> .....	143
<b>APPENDIX 4: ETHICS BOARD WAIVER FORM</b> .....	145

**LIST OF ABBREVIATIONS**

Source Language: ..... SL  
Source Text: ..... ST  
Target Language:..... TL  
Target Text: ..... TT



## LIST OF TABLES AND FIGURES

Table I. Bibliography of Tess Gerritsen and Turkish Translations of Books .....	12
Table II. Greek and Latin roots .....	35
Table III. Greek prefixes .....	35
Table IV. Latin prefixes .....	37
Table V. Greek suffixes .....	40
Table VI. Latin suffixes .....	44
Figure I. Percentage of Procedures Used in <i>Çirak</i> .....	105
Figure II. Percentage of Procedures Used in <i>Günahkâr</i> .....	106
Figure III. Total Percentage of Procedures Used for Both Books .....	110

## INTRODUCTION

### I. GENERAL FRAMEWORK OF THE THESIS

The field of medicine has always been considered critical due to the obvious fact that it is related to good health which is essential for life. In this field, each civilisation has developed their own systems; while some have been remarkably advanced, the others have sought for answers in superstitions and religious beliefs. Leading figures such as Hippocrates, Galen or Aulus Cornelius Celsus have made significant contributions both to the field and the conveyance of knowledge. Some of these have been written down, some have passed by word of mouth. Either way, thanks to the efforts, valuable information gained through experience and by trial and error could survive to date.

Such as many other ancient traditions, conventions, practices or procedures, medical knowledge has also been transferred to subsequent generations through translation, among other means. Even, it may be claimed that “medical translation is the most universal and oldest field of scientific translation [...]” (Fischbach, 1986, p. 16).

However, medical content is not only included in informative texts such as anatomy textbooks, instructions for use documents for medical devices, summaries of product characteristics, to name a few, it may also be introduced in fictional contexts. Irrespective of the target audience for whom the medical language is used, its translation should always reflect the content accurately. While translation methods, procedures or techniques may vary depending on the context, there is generally no room for interpretation or deduction. Furthermore, no new words must be invented (Newmark, 1979, p. 1406). On the other hand, this approach should not be mistaken for clarifying or simplifying a given text due to its context or for its respective readers.

In the case study performed herein, Tess Gerritsen's *The Apprentice* and *The Sinner*, second and third books included in Rizzoli&Isles series, respectively, are under the microscope. Main protagonists of these novels are homicide unit detective Jane Rizzoli and medical examiner Maura Isles. As a former physician, Gerritsen offers a high level of credibility regarding the medical language she employs. Although the intended readers are not specifically healthcare professionals or medical students but mostly laypeople (laypeople mean that, in this thesis, people/readers who do not have specialised knowledge in the field of medicine), medical terms are uttered or thought by professionals in Gerritsen's books, and this, among other challenges of the medical language, poses a dilemma and difficulty for translators.

Vinay and Darbelnet define seven main translation procedures and a number of supplementary translation techniques that will help translators to produce quality target texts and to overcome aforementioned challenges they face. Furthermore, the scholars claim, for a good translation, that "literalness should only be sacrificed because of structural and metalinguistic requirements and only after checking that the meaning is fully preserved" (1958/1995, p. 288). It is suggested in this thesis that this approach may be continued while translating medical terms, even though they are included in a fictional novel.

## **II. PURPOSE OF THE THESIS**

Medical text-specific features including, but not limited to, intense use of acronyms, eponyms, Latin or Greek roots and affixes, complex interventional steps, unfamiliar device characteristics may cause problems or pose challenges for translators. In addition to this, when these medical terms are introduced not in a purely informative text but in a fictional book, other concerns such as taking laypeople into consideration, and keeping

the action pace fast also arise. Given that the author Tess Gerritsen states that it is important that her characters sound like professionals but also readers understand what happens (Lyle, 2009, para. 10), a dilemma is at doorsteps of translators.

The aim of this thesis is to detect the preferences regarding translation procedures - suggested by Vinay and Darbelnet (1958/1995)- of translators facing the aforementioned challenges while translating medical terms randomly selected in Tess Gerritsen's *The Apprentice* and *The Sinner*. Another purpose is to specify the extent to which direct translation methods, as prescribed by Vinay and Darbelnet, are applied. Moreover, this thesis offers other possible translations and provides insights for translators of both such thrillers and informative medical texts to minimise potential mistakes made during translation processes. By giving information on, and leading translators to analyse Latin and Greek prefixes and suffixes, more accurate translations performed by means of more informed translational decisions are targeted.

### **III. RESEARCH QUESTIONS**

1. Which procedures and techniques as defined by Vinay and Darbelnet (1958/1995) were applied in translations of medical terms included in Tess Gerritsen's *The Apprentice* and *The Sinner*?
2. To what extent translators apply direct translation methods for medical terms, as prescribed by Vinay and Darbelnet?
3. What other options are available and appropriate for translating the selected medical terms in this or more informative contexts, as applicable?

#### IV. TEXT CHOICE

Tess Gerritsen is a world-renowned bestselling author. Her books are available in thirty-five languages and have been published in forty countries, achieving a huge success with over thirty million copies sold worldwide. *Rizzoli&Isles* series, including *The Apprentice* and *The Sinner* which are studied in this thesis, also inspired a successful television series titled “Rizzoli&Isles”. Because she is a former physician, the credibility in her thriller books in terms of medical content is notably high. Medical content is so dominant in these books that a great number of medical terms, phrases, names of anatomical parts, surgical procedures, interventions, devices and instruments as well as medical acronyms, eponymous diseases and syndromes are included. While the narrative characteristics are quite common in fictions, the language of medicine used in these books is not only a specific but also a challenging feature for translators, causing a quandary between preserving the medical atmosphere and being understood by readers who are laypeople in general. Therefore, detection of such medical contents and their respective translations is vital to reveal which paths the translators followed, and which other paths may be followed.

#### V. METHODOLOGY

Suggesting that medical terms, especially the ones included in fictions, may cause problems and create challenging situations, this study aims to examine various procedures that have been proposed by prominent scholars, Jean Paul Vinay and Jean Darbelnet. Their fundamental book *Comparative stylistics of French and English: A methodology for translation* introduces a high number of procedures and methods. In this thesis, the following seven main translation procedures and other seven supplementary translation techniques are considered:

## Main Translation Procedures

1. Direct (Literal) Translation Procedures
  - a. Borrowing (including Transliteration)
  - b. Calque
  - c. Literal Translation
2. Oblique Translation Procedures
  - d. Transposition
  - e. Modulation
  - f. Equivalence
  - g. Adaptation

## Supplementary Translation Techniques

1. Amplification
2. Economy
3. Compensation
4. Gain
5. Loss
6. Explication
7. Generalisation

Medical terms which are reviewed in line with these methods are included in Tess Gerritsen's *The Apprentice* and *The Sinner*. These two books and their Turkish translations by Begüm Kovulmaz and Güneş Becerik Demirel are meticulously read, scanned and examined for purposes of detecting all medical terms. The terms that are introduced more than once in a book are noted only once unless their Turkish translations vary throughout the book. As a result, **“350”** different medical terms/phrases are detected

in *The Apprentice*, and “414” in *The Sinner*, “764” terms in total. **50** terms from **each** book are randomly selected for review. The method of only scanning and finding the terms best suited for each category is not followed to ensure an objective review about the preferences of translators. Source contents are compared to target contents and the procedure(s) or technique(s) applied during translation are recorded. Randomly selected words are given in sentences to enhance understanding and to avoid excluding the context. Each example is presented directly under its respective procedure, however, examples where a combined use of procedures is in question are provided after each procedure applied for the term was explained.

Because the medical terms generally contain more than one word and separate procedures or techniques may be used for every single word, each word is considered individually while calculating how many times a procedure or technique is applied. Also, multiple procedures may be applied for a single word, in which cases each procedure is taken into consideration as used once. Due to these, the number of procedures rather than the words are considered to calculate percentages. A percentage for each applied procedure for translating the selected medical terms in each book is given in a pie chart. The combined percentage for procedures employed for both books is also provided. Besides, the procedure or technique which is used the most is detected. In all calculations for percentages, the results are rolled to the nearest decimal or centesimal number, as applicable, in order to reach 100% in total. In addition, other possible translations for the selected medical terms are offered considering their context, and their Latin or Greek roots and affixes, as applicable, with an aim to guide translators of medical texts and such fictional books and to minimise errors made during translation processes.

## VI. LIMITATIONS

This thesis is limited to the translations of Tess Gerritsen's *The Apprentice* and *The Sinner* into Turkish by Begüm Kovulmaz and Güneş Becerik Demirel, respectively, published in 2018 by Doğan Kitap. A randomly selected sample set including a total of 100 medical terms is analysed in light of the translation procedures defined by Vinay and Darbelnet (1958/1995), for purposes of identifying methods and techniques applied by translators while translating medical terms in the aforementioned thriller books. This thesis is limited to review of selected medical terms in accordance with Vinay and Darbelnet's seven main procedures; namely borrowing, calque, literal translation, transposition, modulation, equivalence and adaptation as well as seven valid supplementary translation techniques; namely amplification, economy, compensation, gain, loss, explicitation and generalisation.

## VII. OUTLINE OF THE STUDY

This study is composed of six chapters including introduction and conclusion parts. In the introduction part; medical translation, difficulties caused by the language of medicine, Tess Gerritsen's studied books and their features are touched upon while Vinay and Darbelnet's Translation Procedures on which this thesis is based are expressed. Research questions that guide this study are asked, and the relevant methodology that is followed is described step by step. Lastly, limitations to this thesis are highlighted.

In chapter I, information about Tess Gerritsen's life and its effects on her books is provided. Rizzoli&Isles series is described, and summaries of *The Apprentice* and *The Sinner* are given. Books written by her and published up to the date of this thesis and their Turkish titles are demonstrated in a table, along with publishing house names, first publication dates and the names of translators. Besides, a brief information about the

translators of studied books, namely Begüm Kovulmaz and Güneş Becerik Demirel, is also presented.

In chapter II, the term *genre* is explained, and features of thrillers and its sub-genre medical thrillers are provided, while highlighting the shared characteristics with *The Apprentice* and *The Sinner*.

In chapter III, theoretical background for this thesis is broadly addressed. Firstly, the history of medicine and, accordingly, the language of medicine are discussed in detail. Secondly, medical translation is focused, emphasising its importance and its features. Furthermore, Latin and Greek origins of the medical language are elaborated, along with tables showing common Latin and Greek roots, prefixes and suffixes and respective examples with their Turkish translations. Eponyms and acronyms and their specific position in medical language are explained.

In chapter IV, a brief information is provided about the methodology regarding how the selected medical terms in *The Apprentice* and *The Sinner* are examined in light of Vinay and Darbelnet's translation procedures followed by introducing seven main translation procedures with examples, as applicable, and giving information on seven other supplementary translation techniques. Afterwards, randomly selected one hundred medical terms, fifty terms from each book, are scrutinised and each term is reviewed compared to its Turkish translation to identify the translation procedure applied, while presenting it in the sentence and giving context information, as applicable, and suggesting other possible translations that may guide translators dealing with medical contents. Each medical term is presented under the respective procedure title, placing the examples from *The Apprentice* first followed by the examples in *The Sinner*. Pie charts for both books

are provided, showing the percentages regarding how often each procedure is applied while translating medical terms included in the specified sample set. The procedures that are used the most are also specified.

In discussion and conclusion part, the main research question “Which procedures and techniques as defined by Vinay and Darbelnet (1958/1995) were applied in translations of medical terms included in Tess Gerritsen’s *The Apprentice* and *The Sinner*?” is answered, accompanied by another pie chart demonstrating the combined percentages regarding the translation procedures employed for both books. Results obtained are discussed in detail highlighting the implications and possible reasons behind the decisions made by the translators. Second question asking to what extent translators apply direct translation methods for medical terms, as prescribed by Vinay and Darbelnet, is also answered as supported by obtained data. Results are assessed and reviewed taking the target audience into consideration.

Appendix 1 and Appendix 2 including all medical terms found in *The Apprentice* and *The Sinner* and their Turkish translations with their respective page numbers are provided after bibliography part.

## CHAPTER 1: TESS GERRITSEN AND TURKISH TRANSLATORS BEGÜM KOVULMAZ AND GÜNEŞ BECERİK DEMİREL

### 1.1. TESS GERRITSEN'S LIFE AND ITS EFFECTS ON HER BOOKS<sup>1</sup>

Tess Gerritsen was born on 12 June 1953 with a Chinese-American ethnic background. As a child, she was highly interested in mystery novels and wanted to write one however, she was led to the field of medicine, partly by her family (“Tess Gerritsen”, n.d.). As a result, she studied anthropology at Stanford University and received her Bachelor of Arts (ibid), and afterwards she went on to medical school and received her M.D. degree after graduation from the University of California, San Francisco.

She had worked as a physician until she took her maternity leave and started to write fiction. At this point her career direction was unusually changed and thus, the literature world has gained an internationally bestselling author. Her first novel, *Call After Midnight*, was published in 1987. This book was a romantic thriller and she wrote eight more romantic suspense novels following this one. Desiring to try something new, she also wrote a screenplay titled “Adrift” that aired on 1993 as the CBS Movie of the Week.

After several other romantic suspense novels, Gerritsen’s first medical thriller titled *Harvest* was published in 1996, and it has entered the New York Times bestseller list. Acknowledging that *Harvest* is her first medical thriller and her first bestseller, she stated that she thought why she had not been using her medical background to write (Raffel, 2015, para. 16). After this decision of hers, as a very productive author, she continued to write many other medical thrillers involving detailed operations, exhaustive autopsy procedures and a high number of medical instruments, names of medicines and surgical

---

<sup>1</sup> Information about Tess Gerritsen’s life and works was retrieved (11.10.2018) from the respective sections of her own website: <http://www.tessgerritsen.com/about-tess/> and <http://www.tessgerritsen.com/books/faqs/>, and also includes my own opinions, unless otherwise stated.

procedures and operations; all enriched by her medical background. That is the reason why “the crimes are fictional but the medical details are real in these astoundingly popular medical thrillers” (Raffel, 2015, para. 1).

Her suspense novels after the release of *Harvest* have been: *Life Support*, *Bloodstream*, *Gravity*, *The Surgeon*, *The Apprentice*, *The Sinner*, *Body Double*, *Vanish*, *The Mephisto Club*, *The Bone Garden*, *The Keepsake* (UK title: *Keeping the Dead*), *Ice Cold* (UK title: *The Killing Place*), *The Silent Girl*, *Last To Die*, *Die Again* and *Playing With Fire*. Her entire bibliography along with their Turkish translations is provided in *Table I*. Her books have been in high demand, translated in thirty-five languages and published in forty countries, achieving a huge success with over 30 million copies sold worldwide.

Her books have made it to top 3 in the United States bestseller lists and number one in bestseller lists of other countries. She has been granted valuable Nero Wolfe Award (for *Vanish*) and Rita Award (for *The Surgeon*). Her novels have critically acclaimed by many recognised journals and magazines around the world. Publisher Weekly has named her the “medical suspense queen”.

Her series of novels featuring Boston PD detective Jane Rizzoli and medical examiner Maura Isles were praised by readers from many different countries and inspired the TNT television series “Rizzoli & Isles” starring Angie Harmon and Sasha Alexander. Although Gerritsen stated that she has not involved with the show, they have their own writers and it is different from the books (Raffel, 2015, para. 30), the show is also a big success with its seven seasons.

She now writes full time leveraging her medical education and experience, and she lives in Maine.

The following table is provided to show all books written by Tess Gerritsen along with their *first* publication years and their Turkish translations by different publishers along with their *first* publication years and translators. It must be noted that she has two unpublished novels before *Call After Midnight* (1987); namely *Love's Masquerade* and *Adventure's Mistress*. In addition, it is stated that she will release another romantic suspense novel in October 2019, titled *The Shape of The Night*.<sup>2</sup>

**Table I. Bibliography of Tess Gerritsen and Turkish Translations of Books**

Year - Original	Type <sup>3</sup> / Original Name	Publisher	Year - Turkish	Turkish Name	Publisher	Translator
<i>Romantic Suspense Novels</i>						
1987	Call After Midnight	Harlequin	1988	Büyük Takip	Gelişim Yayınları	N/A
			2014	Gece Yarısından Sonra	Martı Yayınları	Özlem Gültekin
1990	Under The Knife	Harlequin	2011	Bıçak Sırtı	Martı Yayınları	Özlem Gültekin
1992	Never Say Die	Harlequin	2012	Asla Arkana Bakma	Martı Yayınları	Özlem Gültekin
1992	Whistleblower	Harlequin	2013	Proje: Ölümcül Virtüs	Martı Yayınları	Özlem Gültekin
1993	Presumed Guilty	Harlequin	2012	Masumiyetin İçin Savaş	Martı Yayınları	Özlem Gültekin
			2012	Masumiyetin İçin Savaş	İlyada Yayınevi	Özlem Gültekin

<sup>2</sup> Based on the information retrieved from <https://therealbookspy.com/2019/03/18/tess-gerritsen-to-release-the-shape-of-the-night-in-october/>

<sup>3</sup> Books were classified according to the information at <http://www.tessgerritsen.com/books/faqs/>

**Table I. Bibliography of Tess Gerritsen and Turkish Translations of Books**

1994	In Their Footsteps	Harlequin	1995	Karanlıđı Beklerken	Harlequin Türkiye	N/A
			2014	Karanlıđın Ayak İzleri	Martı Yayınları	Cumhur Mısırlıođlu
1994	Peggy Sue Got Murdered - (Reissued under the title <i>Girl Missing</i> )	Harpercollins	2012	Ruhundaki Zehirle Yüzleş	Martı Yayınları	Laden İldeniz
			2018	Kayıp Kızlar	Dođan Kitap	Ayşegül Cebenoyan
1995	Thief of Hearts / Stolen	Harlequin	1995	Kupa Kızı	Harlequin Türkiye	N/A
			2013	Gölgesizlerin Tutkulu Dansı	Martı Yayınları	Laden İldeniz
1996	Keeper of the Bride	Harlequin	1996	Gelinin Koruması	Harlequin Türkiye	N/A
			2013	Aşk Ölümden Uyanıştır	Martı Yayınları	Bahar Çelik
<b><i>Stand Alone (Medical&amp;Crime) Thrillers</i></b>						
1996	Harvest	Atria	2000	Hasat	Bilge Kültür Sanat	Elif İkizler Akyüz
			2014	Hasat	Dođan Kitap	Sıla Okur
1997	Life Support	GuildAmerica Books	2011	Gece Nöbeti	Martı Yayınları	Selim Yeniçeri
1998	Bloodstream	Pocket Books	2011	Kan Gölü	Martı Yayınları	İlkin İnanç
			2018	Kan Gölü	Dođan Kitap	Senem Karagözođlu

**Table I. Bibliography of Tess Gerritsen and Turkish Translations of Books**

1999	Gravity	Pocket Books	2001	Yörünge	Bilge Kültür Sanat	Elif İkizler Akyüz
			2015	Yörünge	Martı Yayınları	Cumhur Mısırlıoğlu
2007	The Bone Garden	Ballantine Books	2009	Kemik Bahçesi	Doğan Kitap	Filiz İnceoğlu Öztürk
2015	Playing With Fire	Ballantine Books	2016	Ateşin Şarkısı	Martı Yayınları	Cumhur Mısırlıoğlu
<i>Jane Rizzoli and Maura Isles Series</i>						
2001	The Surgeon	Ballantine Books	2005	Cerrah	Doğan Kitap	Ali Cevat Akkoyunlu
2002	The Apprentice	Ballantine Books	2008	Çıracak	Martı Yayınları	Cumhur Mısırlıoğlu
			2018	Çıracak	Doğan Kitap	Begüm Kovulmaz
2003	The Sinner	Ballantine Books	2014	Günahkâr	Martı Yayınları	Selim Yeniçeri
			2018	Günahkâr	Doğan Kitap	Güneş Becerik Demirel
2004	Body Double	Ballantine Books	2010	İkiz Bedenler	Martı Yayınları	Bahar Çelik
			2018	İkiz Bedenler	Doğan Kitap	Özge Onan
2005	Vanish	Ballantine Books	2010	Siliniş	Martı Yayınları	Selim Yeniçeri
2006	The Mephisto Club	Ballantine Books	2007	Mefisto Kulübü	Doğan Kitap	Boğaç Erkan

**Table I. Bibliography of Tess Gerritsen and Turkish Translations of Books**

2008	The Keepsake (UK title: Keeping The Dead)	Ballantine Books	2011	Ruh Koleksiyoncusu	Doğan Kitap	Boğaç Erkan
2010	Ice Cold (UK title: The Killing Place)	Ballantine Books	2012	Buz Gibi Soğuk	Doğan Kitap	Dost Körpe
2011	Freaks (Rizzoli and Isles #8.5)	Ballantine Books	2018	Ucubeler	Doğan Kitap	Erhan Derya Kıbaroğlu
2011	The Silent Girl	Ballantine Books	2013	Sessiz Kız	Doğan Kitap	Dost Körpe
2012	John Doe (Rizzoli and Isles #9.5)	Ballantine Books	2019	İsimsiz Ceset	Doğan Kitap	N/A
2012	Last To Die	Ballantine Books	2014	Sona Kalan	Martı Yayınları	Bahar Yıldız Çelik
2014	Die Again	Ballantine Books	2015	Diriliş	Martı Yayınları	Cumhur Mısırhoğlu
2017	I Know A Secret	Ballantine Books	2018	Bir Sırrım Var	Doğan Kitap	Algan Sezgintüredi

## 1.2. RIZZOLI&ISLES SERIES

The books that are examined in this thesis are included in the author's Rizzoli&Isles series. *The Apprentice* (1<sup>st</sup> publication in 2002) and *The Sinner* (1<sup>st</sup> publication in 2003) are second and third books of this 12-book -up to date- series, respectively. Main characters in these books are Boston PD detective *Jane Rizzoli* and medical examiner *Maura Isles*, although Maura Isles is not mentioned in the first book (*The Surgeon*).

Furthermore, although Jane Rizzoli was introduced in the first book, she was not the main character. Both protagonists have become the main characters as of the second book. These female main characters are both successful in their jobs, are courageous and always ready to explore, and exhibit strong personalities in terms of solving crimes. Since Rizzoli is the only woman detective in the respective homicide unit, she always tries to prove herself and hide some of her feelings, including her case-related reactions, that may be regarded as weakness. On the other hand, Maura Isles was dubbed *the Queen of the Dead* firstly by the homicide unit and then the press because she is always outstandingly dressed even while going to work to perform an autopsy and she always holds her temper with a Mona Lisa smile on her face. Through this series, Gerritsen also opens the doors to relatively unsatisfactory personal lives of these two characters from time to time including their vulnerabilities, and this undoubtedly contributes to the intriguing and captivating plots.

### **1.2.1. Summary of *The Apprentice***

It's a sweltering summer in Boston and Rizzoli, the only female detective in the Boston Police Department homicide unit, is dealing with a corpse whose parts are dispersed along the street. She receives a phone call and learns about a series of crimes where female victims are kidnapped, while their husbands are murdered at their homes. Corpses of female victims are found several days later.

The murdering pattern unfortunately suggests the serial killer Warren Hoyt, the killer in *The Surgeon*, from whom Rizzoli hardly escaped and survived with significant injuries in her hands. Because Rizzoli is traumatized after this incident, she worries that the killer may be Warren Hoyt again although he was put in prison. In the meantime, Rizzoli must

also deal with FBI agent Gabriel Dean who was assigned for investigating these crimes. They cannot get along well in the beginning due to their clashing personalities.

While other dead bodies continue to be discovered, police decides that the killer is an admirer of Hoyt, copying his twisted methods. Therefore, it seems as if Hoyt has found himself an apprentice who would commit murders outside and would share the details with him.

As forensic investigations and autopsies are meticulously performed to illuminate the crimes by Isles and other medical examiners, a clue is found showing a specific type of fibre that is used in carpet manufacture and, based on its colour, in luxury-priced cars. Another piece of evidence, a hair, shows that it is from a dead person, and naturally does not match with the DNA of the killer. In light of these, they conclude that such cars make hearses and the killer is someone who works with dead bodies.

In the meantime, Hoyt suddenly manages to escape from prison and joins his apprentice in this series of sickening homicides. Concerned and yet decisive to catch him, Rizzoli stops at nothing. However, the apprentice traps her first as her limousine driver picking her up at the airport. When she notices that the carpets of the car are made of the fibre that is detected as an evidence, it is too late. He puts Rizzoli inside the trunk, but fortunately she achieves to open her own luggage that is also put in the trunk and she takes her weapon and gets ready to take action when the car stops. She pulls the trigger as soon as the trunk hood rises. The apprentice immediately dies in the woods where they plan to kill Rizzoli, while Hoyt is quadriplegic.

### 1.2.2. Summary of *The Sinner*

Two nuns are found lying still on the floor in Graystones Abbey. One of them is dead while the other, Sister Ursula, is critically injured. According to the elderly nuns, there should be no motivation for this crime since they are simple-hearted people who would not hurt anyone.

When the medical examiner, the Queen of the Dead, Maura Isles performs autopsy of the younger victim, she faces a shocking finding showing Sister Camille gave birth before she is murdered. While investigations continue, another woman is found murdered in a derelict building, with her hands and feet looking as if they were gnawed away. She is called Rat Lady due to the situation of her body.

Trying to solve these mysterious slaughters, Isles also lives through hard times due to decisions she should made about her ex-husband while detective Rizzoli builds a special relationship with Agent Dean.

As a result of investigations, Sister Camille's baby is found dead in a small lake and the baby is anencephalic. This is because, as they discover, the baby's father is Camille's father who rapes her. When it comes to the other woman found dead -Rat Lady-, it turns out that she is a person affected with leprosy, and she came to see Sister Ursula with a man and left a letter for Sister Ursula as she could not reach her. The man with her is Howard Redfield, former senior VP of Octagon Chemicals, the company that is responsible for burning down a whole village with people and animals intoxicated. It is also found that Sister Ursula has worked in that village to help people and Rat Lady has been living in the same village, and both survived from this massacre. Therefore, everything starts to be linked together by an extensive network of events.

While Sister Ursula is struggling for life in the hospital, she dies under the supervision of Dr. Sutcliffe.

Further investigations uncover that the reason of Octagon Chemicals' massacre was to tamper with evidences demonstrating a cloud of poisonous gas to be carried off by the wind and sweeping across the village due to Octagon Chemicals' operations. The corporation grant huge amounts of money to One Earth clinic who lost two volunteers there and the clinic accepts the money to remain silent. One Earth clinic is where ex-husband of Isles works and he is interrogated by Rizzoli and is not found responsible for this massacre, the only bad decision he has made is not to speak up.

Although Octagon Chemicals seems not to be guilty of the recent murders, there is a factory doctor, Dr. Sutcliffe, who sees still-breathing people to be burned and is decisive to hide the role he has played in this massacre, that is the reason why Sister Ursula, Rat Lady, and Howard Redfield are murdered by him, to be kept quiet.

Dr. Sutcliffe goes a step further and tries to attack Isles in order to prevent her from discovering the truth about him by ordering toxicology screens for Sister Ursula. These screens would indicate that he has finished his unfinished business at the hospital because he could not actually kill her in Graystones Abbey when Sister Camille has got in his way. Luckily, he cannot achieve his plan and gets arrested before it is too late for Isles.

Rizzoli, on the other hand, decides to tell Dean that she is carrying his child.

### **1.3. ABOUT TRANSLATORS**

In this thesis, two different books by Tess Gerritsen with two different Turkish translators are studied. Although this is not a study on reviewing the translations in ideological, sociological or any other such aspect, information on translators is provided out of respect

for translators and to contribute to their visibility.<sup>4</sup> The first of the books, *The Apprentice* was translated by Begüm Kovulmaz in 2018, published by Doğan Kitap.<sup>5</sup> Born in 1977, Kovulmaz received her Bachelor of Arts in the English Language and Literature Department at Istanbul University. Afterwards she successfully completed the MA program in Film and Television at Bilgi University. She has been working as a translator and editor in different publishing houses since 2000. She is the translator of many different authors including Rudyard Kipling, Salman Rushdie, Angela Carter, V. S. Naipaul, Susan Sontag and Tess Gerritsen.<sup>6</sup>

The second book, *The Sinner*, was translated by Güneş Becerik Demirel in 2018, published by Doğan Kitap.<sup>7</sup> Born in 1979, Becerik-Demirel was graduated from International Relations Department at Koç University and completed the master's program in European Studies at Izmir University of Economics. She spent 2 years working in the private sector, and another eight years as an administrative staff at two different foundation universities. Eventually, she decided to blend her passion for books with her English knowledge and become a full-time book translator. She has been working as a freelance translator, redactor and editor since 2013 between English-Turkish language pair. She is the translator of various authors including, but not limited to, Jane Austen, Tamora Pierce, Grant Morrison, Tess Gerritsen and Camilla Lackberg.<sup>8</sup>

---

<sup>4</sup> All translations from Turkish sources are mine, unless otherwise stated.

<sup>5</sup> Turkish copyrights belong to Doğan Egmont Yayıncılık ve Yapımcılık Tic. A. Ş.

<sup>6</sup> Information about the translator was retrieved: 10.03.2019 from <http://kitap.ykykultur.com.tr/cevirmenler/begum-kovulmaz>.

<sup>7</sup> See footnote 5.

<sup>8</sup> Information about the translator was retrieved: 10.03.2019 from <http://www.gunesdemirel.com/hakki.html>

## CHAPTER 2: THRILLER AND MEDICAL THRILLER GENRE

### 2.1. GENERAL INFORMATION ON THRILLER GENRE

As supported by Statkutė (2014, p. 11), prior to starting to review and analyse a literary work, its genre, and if any its sub-genre, should be defined because it affects the features of the work, which is what makes a work different from any other. In addition, in order to produce a high-quality translation, one should be aware of the genre of the respective source text (ibid., p. 18).

It would be convenient if the term *genre* is defined before identifying the genre of books that are studied in this thesis. The word *genre* is borrowed from French *genre*, which is originally from Latin word *genus*, meaning “kind”, “type” or “sort”<sup>9</sup>. Chandler (1997, p. 1) proposes that this term is commonly used in the theory of literature, rhetoric, the theory of media, and more recently linguistics, for the purposes of referring to a specific text type. Another definition suggested by Devitt (2004, p. 5) is that the term “is traditionally known as artificial and arhetorical, a classification system deriving from literary and rhetorical criticism that names types of texts according to their forms.” Therefore, it may be concluded that genres are used to classify texts according to their distinctive characteristics to criticise, review, discuss or analyse them. There are a great number of genres in the literature world including our subject matter “thriller genre”. Almost each genre has sub-genres and sometimes even those sub-genres are divided into other sub-genres. In thrillers, there is generally at least one antagonist and one protagonist however, Azmi (2015, p. 60) notes that in thriller fiction, no matter how evil the antagonist is, in most cases this villain is not supernatural. Similarly, protagonists are not supernatural either, on the contrary they are quite close to real-world characters such as witty lawyers,

---

<sup>9</sup> Retrieved from <https://www.dictionary.com/browse/genus?s=t>

successful scientists or talented surgeons or, for antagonists, corrupted lawyers or detectives, immoral spies and so forth. Azmi (ibid.) argues that the action in this genre should be nonstop and the pace should be fast because the purpose is to keep the storyline intriguing and exciting, making the readers wonder what will happen next, as the name of the genre itself suggests. In such books, there is always a problem, a disaster, a dreadful experiment or a crime most probably caused by some villains and there are heroines and heroes who are responsible or deem themselves responsible to solve, stop, settle or reveal these, generally within the framework of their specific profession. These antagonists or protagonist do not always act alone but get help from others, since they are eventually human beings with no miraculous powers. Genres of thriller fiction consist of sub-genres including, but not limited to, legal, spy, religious, crime, techno, military and medical thrillers.

## **2.2. FEATURES OF MEDICAL THRILLER GENRE**

Charpy (2014, p. 425) claims that “The formula of the medical thriller, i.e. the combination of medical writing with the thriller genre, was encouraged by North American publishing houses such as Pan Books, Bantam Books and Berkley Books in the 1970s.” Most prominent authors in this genre are stated to be Robin Cook, Michael Palmer and, relatively recently, Tess Gerritsen among others.

Due to the fact that medical thriller is a sub-genre of thriller genre, most medical thrillers have common features usually found in thrillers such as intense emotions, excitement, fast-paced and non-stop action and tension (ibid., p. 424). However, each one of them also has other specific and characteristic features depending on knowledge and expertise of their respective authors regarding the field of medicine, and the professional environment included in these novels, which means that “the backdrop, the verbal

exchanges and the procedures that are to be found in medical thrillers are often professionally-based” (ibid.). For instance, in Rizzoli&Isles series, Rizzoli is a homicide unit detective while Isles is a medical examiner. Furthermore, the author Tess Gerritsen is a former physician. Therefore, the events surrounding the plot include highly specific interventional details, and complicated autopsies accompanied by suspenseful actions.

Whilst Charpy (ibid., p. 427) notes that such medical thrillers offer a high level of credibility due to the professional background and experience of their authors, he also adds that it is significant to inject this expertise into the narrative. Since these are not purely informative texts or medical articles but suspense novels mainly published to entertain readers and occasionally to contribute to intellectuality of the target audience, the extent to how intensely the medical terms and the relevant complexity should be included may pose a problem. Gerritsen supports this claim and states that it is her biggest challenge to decide the right amount of medical or technical details and, at this point, she trusts her inner voice and tries to include the details that she, herself, finds interesting (Lyle, 2009, para. 9), adding: “Lingo is another difficult thing to work with. I want my professionals to sound like professionals, so I want them to use the correct terms. I don’t want my physicians to tell each other ‘Mrs. Jones had a heart attack’. I want them to say ‘She had an inferior MI’. I don’t always stop to define the terms, but I try to introduce them in such a way that the reader understands that ‘V fib’ is a very bad thing” (ibid., para. 10). Gerritsen also confirms that she knows how doctors think and approach to certain problems and she tries to reflect this in her books, e.g. she leverages her deep insights as such while writing the events in Maura Isles’ point of view (Heiter, 2016, para. 18). Therefore, it may be assumed that although “the representation of medicine and healthcare professionals in medical thrillers generally has a solid medical foundation and

projects a fairly realistic [...] world of medicine” (Charpy, 2014, p. 428), these facts are also quite selective and, from time to time, simplified for laypeople.

The name of this sub-genre itself suggests that it involves two main building blocks that make it be regarded as a medical thriller; medical details, scenes and information and characteristic of thrillers such as suspense, tension and heart-racing action that lasts until the end of the book. If all of these, including the features of thriller genre, are to be reviewed, it may be concluded that medical thrillers distinctively and notably involve the field of medicine, not any other specialised fields such as law, aerospace, or politics; heroines or heroes are not supernatural; and the plot is based on real-life situations. In addition to this, in her thesis, Statkutė (2014, p. 28, after Hansen and Vidovic) draws attention to the facts that protagonists in this genre are generally females, and Tess Gerritsen is listed under main authors of this specific genre. Moreover, critics, journals and magazines specifically consider Rizzoli&Isles series as medical thrillers.

In light of these, *The Apprentice* and *The Sinner* fall under the medical thriller genre on the grounds that: protagonists are both females, in need of help from others, from time to time; the plot is evolving around a real world where there are villains and heroines with no supernatural powers; problems are solved and settled within a logical framework; the action is so fast-paced that attracts a high number of readers around the world, turning the pages wondering and searching for the clues to find who the antagonist(s) is/are; scenes change very quickly; a peaceful moment may be suddenly interrupted with a fearsome threat creating a spine-chilling atmosphere; and the last but not the least, notably a considerable number of medical terms is included throughout the books such as names of medical instruments, tools, devices, equipment, or drugs, anatomical parts of the human body, interventional procedures, and operations.

## CHAPTER 3: THEORETICAL BACKGROUND

### 3.1. MEDICAL LANGUAGE AND ITS GREEK AND LATIN ROOTS

Before elaborating on the characteristics of medical language, it would be good to present a brief information on the history of medicine field itself, focusing on developments that also provide insights for the origins of the medical language. There are a few civilisations that one may think when it comes to ancient times of medicine. As one of the most advanced civilisations of their time in terms of medical practices, ancient Egyptians were widely known for their medical knowledge. As Shafik and Elseesy (2003, p. 27) state, there were a high number of Egyptian physicians because each physician was specialized in the treatment of one specific disease, and this enchanting civilisation's development in medical field can be documented with the rich archival material left behind.

Another great civilisation that one may immediately think when the origins of scientific field of medicine are in question is surely ancient Greeks. Almost everyone must have heard the *Hippocratic Oath* that is taken by physicians. Hippocrates of Kos (5-4<sup>th</sup> Cent. BC) is universally accepted as the father of modern medicine, which is not based on superstitions, magical beliefs or religious approaches but on clinical findings, observations and reasonable diagnoses (Erten, 2007, p. 32). Erten also emphasises that written works by Hippocrates play a significant role in the fact that Greek-Latin language pair constitutes the essence of scientific terminology (ibid.), therefore, it would not be wrong if it is claimed that medical language owes its current circumstance notably to Hippocrates. It is a known fact that the Hippocratic writings from the 5<sup>th</sup> and 4<sup>th</sup> centuries BC are the oldest written sources of western medicine, which are remarkably comprehensive and include a great number of numerous medical terms (Wulff, 2004, p. 187). Physicians all around the world still use medical terms Hippocrates introduced, such

as *diagnosis, therapy, trauma* and *sepsis* (as cited in Yapijakis 2009, p. 508). He also described a high number of diseases without religious-magical orientation, the names of which are still used in modern medicine including *diabetes, gastritis, arthritis, cancer, coma, paralysis, mania, panic, hysteria, epilepsia* etc. (ibid.). According to McMorrow, Greek physicians managed to develop a new approach to medicine and with only crude and basic diagnostic tools, medical knowledge remarkably increased, and this know-how was recorded (1998, p. 15). When Romans made an appearance, the importance of Greek medicine did not decrease, because as Wulff (2004, p. 187), a physician himself, emphasises, Romans did not have such a medical convention and they imported Greek medicine. He also states that physicians working in the Roman Empire were Greek, and the works of Galen of Pergamum -another great physician after Hippocrates- written in the 2<sup>nd</sup> century AD were highly valued (ibid.).

According to Newmark (1979, p. 1405), considering the medical language, “The words used are the deposit of man’s knowledge and superstition throughout the ages, with many hybrids built up opaquely from Greek (particularly pathology) and Latin (anatomy).” Notwithstanding, the process how Latin enters the picture is quite interesting and intriguing from a linguistic perspective. At the beginning of the first century AD, a Roman Aristocrat named Aulus Cornelius Celsus wrote a book titled *De Medicina*, an encyclopaedic overview of medical knowledge, which benefits from Greek legacy, and thanks to the quality of his Latin in this book, he is sometimes called *Cicero medicorum* (the Cicero of doctors) (Wulff, 2004, p. 187). Back then, Celsus faced with a challenging situation with which translators still face in various fields and between different language pairs today. On the contrary that Greek was a rich language in terms of medicine, as Wulff (ibid.) argues, Celsus realised that most of the terms had no Latin equivalents and the

solution he found for this issue was fascinating. He may even be one of the first people who used *borrowing*, *transliteration*, *literal translation* and probably *equivalence* procedures in translation, which are described in detail in the respective chapter. Celsus followed three different strategies writing his book; he firstly took Greek medical terms while preserving the prefixes and suffixes and also left them in Greek letters, secondly he took Greek medical terms and wrote them with Latin letters and changed their suffixes from Greek to Latin, and thirdly he translated the Greek terms into Latin (ibid.).

When it comes to Middle Ages, both Latin and Middle English were used in medical communication while Latin was dominant in academic instruction, Middle English was utilised as the vernacular language (Karwacka, 2015, p. 274). Wulff (2004, p. 187) claims that, during the subsequent centuries after Celsus' comprehensive book (printed in 1478), all significant medical works were published in Latin. In addition to this, although at a basic level, certain medical terms -head, skull, blood etc.- were from Anglo-Saxon (Karwacka, 2015, p. 274).

McMorrow (1998, p. 16) notes that "Latin had a life of about 800 years in academic medicine (1000-1800)" while adding that Latin and Greek set the character of medical writing for over 2,000 years for various reasons that seem social and political rather than technological or linguistic. It is obvious that when a nation is dominant in knowledge, technology or customs, this highly affects the language relationships between what is seen as superior and what is seen as inferior (ibid., p. 13). The nation leading the field creates the new words for emerging concepts, technologies, products or procedures in their own language (ibid.). Import of Italian words regarding music or types of coffee beverages, French words about recipes or diplomacy or English words related to computer science into other languages are good examples for such a claim (ibid.).

In light of these, it is not surprising that Latin and Greek words constitute the basis of medical language. Supporting this opinion, Karwacka claims;

The corpus of Greek and Latin terminology is still the base of the contemporary medical language, which also uses new eponyms, acronyms and trade names (2015, p. 274).

By 1800, as McMorrow states, Latin was no longer practically used as a teaching and writing medium (1998, p. 16). Indeed, any specialised language changes over time but medical language was accordingly affected by this condition, and it has evolved and went through linguistic changes. Over long years, even centuries, new diseases were named after a person who first described that specific condition, or a patient who experienced that condition for the very first time, and thus new eponymous diseases were introduced. Furthermore, -some under new brand names- new pharmaceutical products were authorised and released, medical devices were invented and designed, and procedures were defined. All enriched and contributed to this extensive language but did not wipe out the Greco-Latin heritage. Although new terms were coined or new words were introduced in the language of medicine, as expressed by Statkutè, ancient Greek terms remain in use today with little or no change in meaning as they had in those times and the terminology itself does not necessarily have to change since people still have the same health conditions and develop same diseases as people had those times (2014, p. 29).

Nevertheless, in parallel with the changes and developments in technology, communications, and politics etc. globally, English, the lingua franca of our times, has started to demonstrate its substantial effects also on medical terms. As well as being the preferred international language for medical conferences and seminars, as Fischbach suggests, English is becoming the language of international medical communication,

replacing Latin, introducing many expressions such as “stress, compliance, screening”, etc. as well as acronyms (ACTH, SGPT, RNA) gaining acceptance everywhere... and even untranslated (1986, p. 20). These acronyms can also be found in Turkish medical articles as left in English.

Medical language may be in question between different parties under different conditions and via various types of media. Medical terms may be seen in informative texts such as summaries of product characteristics (SmPC), informed consent forms, medical articles, application forms for clinical trials, information for use (IFU) documents, to name a few in printed media. Additionally, as it is the case in our study, medical terms may also be found in fictional books describing basic or highly complicated operations, processes and conditions, or identifying medicines, drugs and so forth. A physician may use these terms to explain a patient’s condition or the procedure she/he will undergo. A patient may utter these terms to describe her/his disease to a friend who is a layperson. As Karwacka (2015, p. 272) states, “Medical language is used in expert-expert and expert-lay communication, with characteristic features varying from genre to genre, depending on the communicative situation and its participants.” While these features of the language itself vary, it cannot be expected that its translation shall not accordingly change.

### **3.2. MEDICAL TRANSLATION**

Translation is required every time the source and the target languages are different from each other and at least one of the parties desires to understand what the other has to tell. While there are several categories of translation sorted by scholars, the most widely known and basic category on which most of the research conducted in the field of translation studies is focused is the translation between two different languages which is defined by Catford (1965, p. 20) as “the replacement of textual material in one language

(SL) by equivalent textual material in another language (TL).” Translation has been necessary, for good and all, in different specialised fields including, but not limited to, medicine, law, technology, marketing, literature and so forth. Notwithstanding, Lee-Jahnke suggests that medicine has always held a special position because it is about human beings, their anatomical features, diseases and treatments and this may probably explain the reason why medical translation falls under one of the oldest fields of translation (2005, p. 81) and may underlie the significance of translation regarding this field. Another explanation underlining its importance was expressed by Fischbach;

Medical translation is the most universal and oldest field of scientific translation because of the homogenous ubiquity of the human body and the venerable history of medicine (1986, p. 16).

Newmark also notes that he regards technical translation, including medical translation, as ‘universal’ (1988, p. 151). Medical translation is a means to transfer such information to other nations and generations. There is even sufficient evidence indicating that early Greek medicine was transferred to Rome by early Greek translators, many of whom were physicians (Fischbach, 1986, p. 17), and contributions of Aulus Cornelius Celsus should also be remembered at this point.

Due to this given importance of translation, particularly in the field of medicine, led to such questions as: “What are the qualifications of good medical translators?” and “Who should translate medical texts?” According to Fischbach, translating is the rewriting in the target language of the ideas and opinions included in the original text, and a translator should be a good writer while possessing other relevant features, since mere knowledge of a foreign language does not make a person a translator (1962, p. 462). He claims that a good technical, including medical, translator (*i*) must have a reasonably extensive

knowledge of, and must be able to use their judgment in, the subject matter of the translation; *(ii)* must have a good command of the source language in order to understand the author's intended meaning precisely and *(iii)* must clearly and accurately transfer the meaning in the target language (*ibid.*, p. 464). Having significant papers on medical translation and being such a recognised authority in this field, Lee-Jahnke categorises translators in two groups: those with a medical background (such as physicians and medical students) and good translators who are interested in medicine and masters the techniques of research, documentation and, surely, translation (2005, p. 81). She also does not hesitate to give her own opinion on this controversial question and states that a good translator equipped with the aforementioned necessary qualifications would produce better translations (*ibid.*).

In addition to these characteristics listed by Fischbach and Lee-Jahnke, it should be added that the medical translator also needs to have a good grasp of Latin and Greek roots, suffixes and prefixes in order to thoroughly understand the language of medicine, unlike what is necessary for translators of other specialised fields. As well as this specific feature of medical language, it also poses other challenges -e.g. acronyms- pushing translators to resort to various translation strategies to overcome these drawbacks.

While translation itself serves for many different purposes, medical translation, as Karwacka states, "can bridge the linguistic gap between medical professionals and patients" and even accordingly contributing to the overall quality of medical services (2015, p. 282). The responsibility on the shoulders of medical translators is increased for such reasons because the very field is a highly delicate one. Additionally, Newmark states that in medical translation, the translators must not invent words under any circumstances (1979, p. 1406) as this may cause serious misunderstandings and accordingly lead to

serious problems or irreversible damages due to the subject matter of the field. This means that the medical translator does not have much freedom with lexis in opposition to grammar (ibid.). As a matter of fact, there are a great number of aspects where medical translators may and should feel restricted. For example, full names of clinical trials are mostly pre-approved, therefore, one should use the approved translation and not change it at all. These may be provided by clients or may be found via reliable sources such as <https://clinicaltrials.gov/>. Similarly, drug names should not be generally changed unless its name is different in the respective target language (most probably notified by the client). Furthermore, for most medical terms, there are more than one option for translation, and while this decision may change depending on client's instructions or target audience, it is highly based on the translator's judgment and preference. There may be cases where there are two good and accurate translations for one term (*subkiitan* or *deri alti* for *subcutaneous*), and the selection of one reveals the tendency of the translator to use one method over the other; these methods will be elaborated later in the respective chapter.

Another characteristic of medical translation is that it includes some basic, daily used words suggesting different meanings than what is understood at first sight. Special caution should be exercised by translators not to miss the exact meaning considering the medical context. Experienced translators will be familiar with such terms and will not probably have problems in this sense, however less experienced or inexperienced translators must be careful and always think that a commonly used word may have another meaning when the subject matter is medicine. For instance, "*subject*" does not mean "*a person or a topic who is discussed or a person, thing or place who does the action*" but "*a person who volunteers to be in a clinical trial/research*". Likewise, "*indication*" does not mean "*a*

*sign or a mark*” but *“a condition suggesting a particular treatment should be given”*. Another example may be *“solution”* which does not mean *“a way for solving a problem”* but *“a liquid mixture”*. This list covers a great number of such words, indicating that the language of medicine has its own specifics.

The texts that require the skills expected from medical translators are not limited to purely informative or promotive medical texts, but a translator of a medical thriller must also have such qualifications because, despite the fact that they are not written for informing a certain target audience, these types of books contain a considerable number of medical terms generally in dialogues between healthcare professionals or medical examiners. Just as the translator must know or establish their target audience -healthcare professionals, laypeople, adults, children etc.- in informative texts, the translator of medical thrillers also need to know whether medical terms in such books are included in dialogues between professionals or laypeople and this should affect their choice of strategy while translating. It should also be taken into consideration that the target audience of such books are generally laypeople with moderate, little or no knowledge of medical field. This condition may pose a quandary for translators. In this thesis, procedures adopted by translators of *The Apprentice* and *The Sinner* are examined while keeping this dilemma in mind.

Moreover, in order to make an informed decision on which strategy to choose, a translator needs to thoroughly understand the respective medical term or phrase by dividing it into its roots, suffixes and prefixes, as applicable. It is not easy for laypeople to comprehend the medical terminology because it is a highly specialised field, however, as Erten (2007, p. 49) suggests, even if the terms are complicated, they have a logical structure which can be simply analysed and understood and this facilitates the translation process.

### 3.3. ROOTS, PREFIXES AND SUFFIXES IN MEDICAL LANGUAGE

A root is the primary lexical unit of a word, also called a base word, which have no affixes and is used to form other words with prefixes and suffixes (Joshi, 2014, p. 5). Prefixes are written at the beginning of a root word and may be a letter or a group of letters. Suffixes, on the other hand, are written at the end of a root word and may also be a letter or a group of letters. Suffixes generally change the word class of the root word (i.e. turning a noun into an adjective). In addition, both prefixes and suffixes may also alter the entire meaning. Furthermore, both may be added to a base word at the same time presenting a common word structure (prefix + root + suffix). McMorrow (1998, p. 21) suggests that no etymological purity is concerned when combining these affixes and roots to form medical terms. While the root, the prefix and the suffix may be of the same origin such as Latin, they may be also of different origins.

When it comes to the language of medicine, as previously detailed, and also claimed by Fischbach, medical terminology in both microscopic and macroscopic terms is built on Greek and Latin prefixes and suffixes (1986, p. 20). Addition of prefixes and suffixes enrich the language, making it easier to generate words for emerging concepts. Supporting this, McMorrow (1998, p. 20) states that “A relatively small core of key pathological, anatomical and physiological terms is vastly increased by the use of common Greek and Latin terms and their modern cognates or derivatives; sometimes the Greek and Latin traditions overlap.” As exemplified by Wulff, although Greek prefix hyper- and Latin prefix super- have originally the same meaning, Greek hyper- is much more widely accepted, therefore we say “*hypertension*” instead of “*supertension*” irrespective of the fact that “*tension*” is also of Latin origin (2004, p. 188). Other examples containing the prefix hyper- include *hypersensitive*, *hyperactive*, *hyperthyroid*, *hypersalivation*,

*hypersecretion* etc. Addition of this prefix gives an excessiveness or an abnormality to the meaning of the root word, turning the root into something higher than the usual/regular meaning of the root, therefore, e.g. *hypersensitive* means *highly sensitive*. For clarification on roots, prefixes and suffixes,<sup>10</sup> firstly common Greek and Latin roots used in medical language are given in Table II below.

**Table II. Greek and Latin roots**

Greek	Latin
<i>aden, angio, arth, bio, broncho, cardi, cephal, chol, colo, cyto, derma, encephal, hem, hemat, hepat, hydro, my, necro, neph, ophthalm, osteo, pepsis, pharynx, pneum, psycho, pyo, splen, stoma, trauma</i>	<i>cerebro, cerv, corpus, cortex, fascia, ilium, lumb, mort, patella, pectus, pelvis, pulmo, pupilla, ren, radi, saliva, serum, sinus, stimulus, talus, uterus, vena, vertigo, virus, viscer</i>

In addition, there are also numerous Greek and Latin prefixes used in English however, the following Tables III and IV only include the ones commonly used in medical language. Their meanings, examples and their possible Turkish translations along with explanations as necessary are also provided for a clearer understanding of how each prefix affects the meaning of the root word.

**Table III. Greek prefixes**

Greek			
Prefix	Meaning	Example	Possible Turkish Translation
a-, an-	without, not	anorexia	anoreksiya/ iştahsızlık
anti-	against, opposed to	antiseptic	antiseptik/ mikrop öldürücü

<sup>10</sup> For tables on Greek and Latin roots, prefixes and suffixes, the following references have been consulted:

- 1) Erten, A. (2007). *Tıp Terminolojisi ve Tıp Metinleri Çevirisi*. 2<sup>nd</sup> Edition. Ankara. Seçkin Yayıncılık.
- 2) Jóskowska, K., & Grabarczyk, Z. (2013). Greek and Latin in medical terminology. *Medical Research Journal*, 1(2), 41-52.

**Table III. Greek prefixes**

<b>Greek</b>			
<b>Prefix</b>	<b>Meaning</b>	<b>Example</b>	<b>Possible Turkish Translation</b>
di-	two, double	diplopia	diplopi/çift görme
dys-	bad, painful, difficult	dyspepsia	dispepsi/ hazımsızlık/ sindirim güçlüğü
ec-	out, outside	ectopia	ektopi (bir organın bulunması gereken yerden farklı bir yerde olması)
endo-	within, containing, inner	endotracheal	endotrakeal/ soluk borusu için(d)e
entero-	intestine	enterology	enteroloji (bağırsak hastalıklarını konu alan tıp dalı)
en-, em-	in, inside	endemic	endemik (belirli bir yere özgü, belirli bir yerde sık görülen)
epi-	on, upon	epidermis	epidermis/ derinin en dış tabakası
hypo-	under, below	hypotension	hipotansiyon/ düşük tansiyon
hyper-	above, over	hypertension	hipertansiyon/ yüksek tansiyon
meta-	after, between, among, beyond	metastasis	metastaz ([kanser hücrelerinin] başka bölgeye taşınması)

**Table III. Greek prefixes**

<b>Greek</b>			
<b>Prefix</b>	<b>Meaning</b>	<b>Example</b>	<b>Possible Turkish Translation</b>
mono-	single, one, alone	mononuclear	mononükleer/ tek çekirdekli
para-	near, beyond, abnormal, from, side by side	parotid gland	parotis bezi (kulak önü tükürük bezi)
peri-	around, about	pericarditis	perikardit/ kalbi saran zarın iltihaplanması
poly-	many	polynuclear	polinükleer/ çok çekirdekli
pseudo-	false, erroneous	pseudotumor	psödötümör/ yalancı tümör

**Table IV. Latin prefixes**

<b>Latin</b>			
<b>Prefix</b>	<b>Prefix</b>	<b>Prefix</b>	<b>Prefix</b>
ab-	apart, away from	abduction	abdüksiyon (kolu, bacağı veya el yahut ayak parmaklarını orta çizgiden uzaklaştırma)
ad-	toward, tendency, addition	adduction	addüksiyon (kolu, bacağı veya el yahut ayak parmaklarını orta çizgiye yaklaştırma)

**Table IV. Latin prefixes**

<b>Latin</b>			
<b>Prefix</b>	<b>Prefix</b>	<b>Prefix</b>	<b>Prefix</b>
ante-	before	antenatal	antenatal/ doğum öncesi
bi-	two, both	biceps	biseps/ iki başlı kas/pazı
co-	together, with	co-administration	iki veya daha fazla ilacın birlikte verilmesi
contra-	against, opposed to	contraindication	kontrendikasyon (ters veya zıt etki, yapılmaması gereken işlem)
inter-	among, between, together	intercellular	intersellüler/ hücreler arası
intra-	inside, within	intraosseous	kemik içi
mal-	bad, evil	malabsorption	malabsorbsiyon/ emilim bozukluğu
pre-	before	prenatal	prenatal/ doğum öncesi
pro-	before, in advance, in favour of	prophylaxis	profilaksi/ önleyici tedavi (hastalık meydana gelmeden önleme)
post-	after, behind	postpartum	postpartum/ doğum sonrası
semi-	half	semicoma	semikoma/ yarı koma

**Table IV. Latin prefixes**

<b>Latin</b>			
<b>Prefix</b>	<b>Prefix</b>	<b>Prefix</b>	<b>Prefix</b>
sub-	below, under	subcutaneous	subkütan/ deri altı
super-	above, beyond	superior	superior (pozisyon olarak üstünde)
supra-	above, over, beyond	suprarenal gland	suprarenal bez/ böbrek üstü bezi
trans-	across, over	transverse plane	transvers düzlem (vücudu enine kesen düzlem)

As can be seen in Table III and Table IV, prefixes directly affect the meanings of root words while they are quite useful for lexicalization.

Suffixes, on the other hand, may be added to a base word to change its word class, or to alter or broaden its meaning, including other purposes, for defining signs, diagnosis, procedures and so forth. The following tables include Greek and Latin suffixes that are commonly used in medical language. However, it should be noted that the number of Greek suffixes is significantly higher than Latin suffixes. The meanings of suffixes, examples and their possible Turkish translations are also provided to clearly show how each suffix affects the meaning of the root word.

**Table V. Greek suffixes**

<b>Greek</b>			
<b>Suffix</b>	<b>Meaning</b>	<b>Example</b>	<b>Possible Turkish Translation</b>
-algia	pain	myalgia	miyalji/ kas ağrısı
-cele	hernia, tumour, protrusion	hydrocele	hidrosel/ su fitiği
-centesis	surgical puncture	cardiocentesis	kardiyosentez (kalbe ponksiyon yapılması)
-desis	surgical fixation, binding	spondylodesis	spondilodez (spinal füzyon cerrahisi)
-ectasis	expansion	oesophagectasis	özefajektazi/ yemek borusunun genişlemesi
-ectomy	Surgical removal or excision	appendectomy	apendektomi (apandisit alınmasına yönelik cerrahi prosedür)/ apandisit ameliyatı
-emia	blood condition	septicemia	septisemi/ kan zehirlenmesi
-genic	causing, forming	mutagenic	mutajenik/ genetik mutasyona yol açan

**Table V. Greek suffixes**

<b>Greek</b>			
<b>Suffix</b>	<b>Meaning</b>	<b>Example</b>	<b>Possible Turkish Translation</b>
-graph	instrument used to obtain image or data	cardiograph	kardiyograf (kalbin mekanik hareketlerini kaydetmede kullanılan cihaz)
-graphy	process of writing and recording image or data	echocardiography	ekokardiyografi (kalbin görüntülenmesi ve incelenmesi)
-iasis	formation, presence of	lithiasis	lityazis/ lityaz/ taş oluşumu
-itis	disease, inflammation	arthritis	artrit/ eklem iltihabı
-leptis, -lepsy	seizure, attack	narcolepsy	narkolepsi (gündüz uyku ataklarının görüldüğü bir tür hastalık)
-logy	the study of	nephrology	nefroloji (böbrek sağlığı ve hastalıklarını konu alan tıp dalı)

**Table V. Greek suffixes**

<b>Greek</b>			
<b>Suffix</b>	<b>Meaning</b>	<b>Example</b>	<b>Possible Turkish Translation</b>
-lysis	destruction, breakdown, rupture, separation	hydrolysis	hidroliz (suyu oluşturan elementlerin birbirinden ayrılması)
-malacia	softening	myomalacia	miyomalasi/ Kas dokusunun yumuşaması
-megaly	enlargement	cardiomegaly	kardiyomegali/ kalp büyümesi
-oid	resembling to	rheumatoid	romatoid (romatizmayı andıran)
-oma	swelling, tumor, mass	carcinoma	karsinom/ karsinoma/ kötücül tümör
-osis	disease, process or action	neurosis	nevroz (işlevsel sinir hastalığı)
-pathy	disease	thoracopathy	torakopati/ göğüs kafesi ve içindeki organları ilgilendiren herhangi bir hastalık
-penia	decrease, deficiency	thyropenia	tiropeni (tiroid yetersizliği)

**Table V. Greek suffixes**

<b>Greek</b>			
<b>Suffix</b>	<b>Meaning</b>	<b>Example</b>	<b>Possible Turkish Translation</b>
-pexy	fixation	splenopexy	splenopeksi (dalağın sütünle tespiti)
-ptosis	prolapse	splanchnoptosis	splanknoptoz/ karın içindeki organların düşüklüğü
-scopy	examination or viewing using an instrument	endoscopy	endoskopi (sindirim sisteminin incelenmesi için gerçekleştirilen prosedür)
-statis	stopping	haemostatis	hemostaz/ kanamanın durdurulması
-stomy	creating an opening	ileostomy	ileostomy (ince bağırsağın karın duvarında açılan bir kesiden ağızlaştırılması)
-tomy	incision	vulvectomy	vulvektomi (vulvanın bir kısmının veya tümünün alınması)

**Table VI. Latin suffixes**

<b>Latin</b>			
<b>Suffix</b>	<b>Meaning</b>	<b>Example</b>	<b>Possible Turkish Translation</b>
-al	related to, pertaining to	femoral	femoral/ uyluk ile ilgili
-ary	related to, pertaining to	pulmonary	pulmoner/ akciğer ile ilgili
-cidal	killing	bactericidal	bakterisidal/ bakterisit/ bakteri öldürücü
-eal	related to, pertaining to	pharyngeal	faringeal/ yutak ile ilgili

### 3.4. EPONYMS

Medical terminology includes a great number of eponyms therefore, it is strongly likely that one encounters such terms while translating medical texts. Lee-Jahnke defines eponyms as proper names used to identify diseases, disorders, syndromes, findings, devices, illnesses and procedures (2005, p. 83). They are formed by adding the respective syndrome, disease, sign, instrument or procedure after the name of the person/people who first discovered or described that particular condition, intervention or device. Examples for eponyms include Lou Gehrig's disease, Asperger syndrome, Cushing's syndrome, Parkinson's disease, Down's syndrome or Hodgkin disease. As at least one word is a proper name and the other is a widely used word such as *disease*, *syndrome*, *disorder* etc., the translation of eponyms may seem highly easy however as Lee Jahnke emphasises,

such a specific condition may have been simultaneously described or discovered in different countries, hence the condition may be given different names (*ibid.*). In that case it would be better to find the eponym that is used in target country and to translate accordingly. Karwacka (2015, p. 275) claims that another potential challenge for a translator is when only source or target phrase is eponymous while its correct translation is a descriptive term, or its root is Latin or Greek. In this regard, Lee-Jahnke's classification of eponyms provides a useful summary where she suggests three types of eponyms: (1) cases where the eponym is the same in source and target language; (2) cases where the eponym is different in source and target language and (3) cases where there is no equivalent eponym in either one of languages (2005, p. 83). Care must be especially exercised when situations given in (2) and (3) are applicable in order not to provide inaccurate translations. An erroneous translation of an eponym would lead the reader into a totally different concept, possibly into an irrelevant one. Besides, if the reader is not specialised enough to notice something does not seem correct, this may cause significant problems due to the very nature of what eponyms represent.

### **3.5. ACRONYMS**

Although it is not specific to the language of medicine, the use of acronyms is a very distinguishable also a challenging characteristic of medical texts. The challenge lies behind the fact that acronyms are not always very well-known or widely used ones or the fact that they may have multiple potential translations. Lee-Jahnke identifies two main types of acronym: "general and author-specific" (2005, p. 82). General acronyms are well-recognised by professionals -and sometimes also by laypeople- therefore they are easy to understand and accordingly translate. Such acronyms include AIDS, HIV, EKG, MRI, DNA, RNA etc. However, with regard to the second type of acronyms -author-specific-

described by Lee-Jahnke, they may specifically cause problems for the translator because it may even be impossible to find out what they stand for without consulting with the author herself/himself.

Lee-Jahnke (ibid., p. 83) suggests that a translator may have to paraphrase the meaning of the acronym to clarify it and should make a reference to the original acronym in target language or may leave a footnote specifying that it is a new coinage. In such cases where an author-specific acronym needs to be translated, figuring out what acronym means based on the context is a good practice, yet it may not give precise results in every instance. This type of deduction, however, may help when there is more than one possible translation. Although there are a number of suggestions for the long version of an acronym, it is generally easy to find out which one is related to the subject matter of the source text. For example, if you see the acronym *ALS* in a text that is related to *Lou Gehrig's disease*, you know that it stands obviously not for *Artificial Liver Support* or *Afferent Loop Syndrome* but for *Amyotrophic Lateral Sclerosis*.

A translator should decide whether localise the acronym or leave it in original version taking the target audience into consideration, as is the case while making decisions on any and all aspects related to translation of medical terms. As Lee-Jahnke expresses, in certain cases English terms should be left as is because it is easier for healthcare professionals to understand (2005, p. 83). However, if laypeople are at stake as target audience, one may prefer writing the long version of an acronym for a better understanding or may localise the acronym if that is what is widely used in the respective language. For instance, while an expert knows what “*CT*” stands for (*computed tomography*), a layperson who is not a healthcare professional most probably does not know what it means and may only comprehend if it is translated as “*bilgisayarlı tomografi*”. “*Bilgisayarlı tomografi (BT)*”

may also be preferred including the acronym *BT* for it to be used in other instances where the acronym presents in later sections of the respective text. On the contrary, some English acronyms are well-established and accepted not only in medical literature but also in daily life. For example, almost everyone must have heard “*AIDS*” as is, and if the translator localises it as “*EİYS*” for “*Edinilmiş İmmün Yetmezlik Sendromu*”, no one, including experts, would understand it without the related context. Besides, in English texts, there is a good chance that acronyms are derived from their English, Latin or Greek initials. However, in Turkish the use of acronyms is not very consistent both in verbal and written language. This specific situation constitutes a challenge when the translator could not be sure which language the acronym is in -either in Turkish or in English- and thus what it refers to. Consulting with the author or the client would be the best solution in such a case, only if possible. Thoroughly understanding the subject matter of the text also helps to figure it out.

## **CHAPTER 4: CASE STUDY: ANALYSIS OF TRANSLATION OF MEDICAL TERMS IN *THE APPRENTICE* AND *THE SINNER***

Prior to detailing translation procedures of Vinay and Darbelnet, providing respective examples extracted from the source texts and analysing and reviewing them to explore which strategies the translators applied, whether they managed to follow the prescription by Vinay and Darbelnet suggesting that literalness should be embraced to the extent permitted by the target language and the context, and what other potential translations are, it would be appropriate to elaborate on the methodology that will be followed in this case study.

Within the scope of this thesis, *The Apprentice* and *The Sinner*, the second and the third books of *Rizzoli&Isles* series by Tess Gerritsen, respectively, are reviewed in detail with an aim to detect *all* medical terms, phrases and units of translations. Afterwards, the same method is applied to the Turkish translations -by Begüm Kovulmaz and by Güneş Becerik Demirel- of the books in question, *Çıracak* and *Günahkâr*, not to overlook any relevant terms. As a result of this careful reading and reviewing process, a total of “**350**” medical terms, units of translations or phrases are found in *The Apprentice*, and a total of “**414**” in *The Sinner*. “**764**” terms in total are noted along with page numbers in which each term is included. There are a high number of terms that are introduced in the source texts multiple times however, each medical term is only noted *once* unless it is translated differently. Therefore, it may be assumed that there are more medical terms included than the total number what is specified above. Because such a high number suggests hundreds of pages of reviewing, and a randomly selected sample set may properly serve the purposes of this thesis, all 764 terms<sup>11</sup> are not analysed. 100 out of all extracted terms are

---

<sup>11</sup> The exhaustive list of medical terms detected in *The Apprentice* and *The Sinner* may be respectively found in “Appendix 1” and “Appendix 2”. Terms are listed in alphabetical order to provide convenience.

randomly selected, 50 from each book, by means of an online randomisation tool<sup>12</sup> -which is confirmed to give a different sample set each time the button is clicked- in order to evaluate these words in light of Vinay and Darbelnet's translation procedures, to identify the method most commonly used by the translator and to give a percentage of how often each procedure is employed. Medical terms are especially randomly selected to avoid conveniently choosing the examples that suit each procedure the best, and to draw an objective picture about translators' choices of methods. Each book is individually handled regarding calculating percentage data and the related distribution is provided in pie charts. In addition, percentages for two books in combination are also given in a pie chart. As the terms found in the books generally consist of multiple words, the combination of procedures is highly used, although not necessarily obligatory. The use of each method for each single word is separately counted as used **once** for the purposes of calculating the respective percentage. For example, if both literal translation and modulation procedure used for a phrase, literal translation method is calculated as used **once** and modulation procedure as used **once in the whole sample set** that is selected randomly. In other words, each word is separately calculated even if it is a part of an adjective clause, a phrase etc. Furthermore, multiple procedures may also be used for a single word in which case each applied procedure is calculated as used **once**. For instance, an individual word may have been translated using both literal translation (considered used once) and transposition methods (considered used once). All these selected terms are introduced in sentences to enhance understanding and to avoid excluding the context. However, sentences are full of medical terms as may be deduced from the total number of terms included in these books, therefore, only the randomly selected term(s) are analysed and

---

<sup>12</sup> Randomisation tool at the following website was used: <https://onlinerandomtools.com/shuffle-lines>

commented in each sentence. In certain cases, previous or subsequent sentences are also added to highlight the context.

Last but not the least, other possible options of translations are also be discussed and provided considering the context where necessary for the purposes of offering translators of such thrillers and medical texts new insights and ways of thinking.

Although most of them are not healthcare professionals, the readers of source books in our case study are generally familiar with medical context mainly through novels that fall under medical thriller genre. They are also interested in such texts and usually try to read all books in such a medical thriller series and expect a certain language from the characters in the books because these characters are fictional professionals.

Since the credibility of such books, written by (former) physicians, is relatively high, it is critical to maintain this by choosing the right translation procedures. As readers would have a general idea how a professional -a physician, a surgeon or a medical examiner etc.- would speak/think in a certain situation, they would also anticipate the same level of terminology from the translated work. However, the readers would also expect to understand the content and not to need to look up every term. As noted by Tess Gerritsen herself (Lyle, 2009, para. 10), it is significant that her characters would sound like professionals but also somehow to be clearly understood, and thus, the translations should be accordingly performed despite that it could be difficult to preserve this balance. And yet, the significance of this balance is underlined by Byrne;

Failing to comply with target language text conventions can undermine the credibility of the text, the author, and the information in the text (2006, p. 4).

It is one of the duties of the translator to maintain the author's reputed credibility and reliability by reflecting the terminology as correct and acceptable as possible. In addition, as Charpy claims, these novels are not specifically written for readers who are medical professionals or students of medical schools, however, it is highly likely that they appeal such individuals due to the fact that such thrillers "may offer a substantial professional backdrop and fictional representations of medical reality that the readers themselves are in the process of discovering and even analysing critically" (2014, p. 423). Furthermore, although Tess Gerritsen uses a high number of medical terms in such thriller books, she also generally explains what those medical terms mean in the subsequent sentences. In such instances, Latin or Greek words may be preserved by means of borrowing or transliteration, but overusing these procedures may bother readers and consequently, if there is a plenty of words that they do not understand, they may half-read the books. Methods such as literal translation, amplification or explicitation may help keeping the storyline exciting and contributing to fluency.

Nonetheless, maintaining a balance between preserving the characters' jargon, accurately reflecting the healthcare environment and medical context and not displeasing readers with lots of Latin and Greek words or hard-to-understand phrases is a major challenge.

#### **4.1. ANALYSIS OF MEDICAL TERMS IN LIGHT OF VINAY AND DARBELNET'S TRANSLATION PROCEDURES**

According to Newmark, although not in all fields of translation, in translating medical texts, the translator aims to provide the equivalent effect by generating the same level of cognitive and, if applicable, emotive impression on her/his target audience as the original author intended for her/his own readers (1979, p. 1405). The translator primarily aims to

maintain factual textual accuracy by identifying her/his audience (whether they are experts, laypeople, adults or children etc.) and accordingly clarifying the points where necessary, simplifying the language or checking on possible typos and misspellings (ibid.). Newmark also notes that the facts are of critical significance in the medical texts and thus must be correctly presented (1988, p. 229). Although the aim is clear, this is not always easy to achieve for a translator, in which cases she/he resorts to translation procedures and strategies to deal with emerging challenging situations.

In this thesis, the source books that are studied do not purely contain medical language, but they may more precisely be named “hybrid texts” which is defined as “a single text that creatively weaves together narrative and informational text” (Bintz & Ciecierski 2017, p. 63). In such texts, facts are blended with fiction (ibid., p. 66). Although the medical thrillers *The Apprentice* and *The Sinner* are of hybrid type, in this thesis only the medical terms -non-fictional parts-, included in these books are examined in light of Vinay and Darbelnet’s translation procedures, considering the context as applicable, whilst stylistic-aesthetic factors are not focused.

Munday (2016, p. 88) states that although the model proposed in *Stylistique comparee du francais et de l’anglais: Methode de traduction* by francophone translation theorists Jean-Paul Vinay (1910-1999) and Jean Darbelnet (1904-1990) focuses merely on the French–English pair, its influence has been much wider. In other words, these procedures may be applied to any other language pair as long as the languages in question has incompatibilities and cause translators certain linguistic problems. Therefore, translation procedures by Vinay and Darbelnet are found applicable to assess the translation of the medical terms and phrases in the studied books, considering these caused problems for translators because source texts are thriller books; the medical language is based on Latin-

Greek roots, prefixes and suffixes; the use of acronyms and eponyms are highly preferred in medical texts and these all require special attention, experience, research and knowledge.

Vinay and Darbelnet emphasise that there is not a single translation for a given text (1958/1995, p. 7), and the possibility of these different translations arises from the method choice of the translator. The scholars developed a comprehensive classification of *translation procedures* -in fact their pioneer work published in 1958 and translated into English in 1995 is the first taxonomy of translation methods which had a clear methodological aim (Molina and Albir 2002, p. 499)- for the purposes of leading translators to identify the difficulties they encounter, to sort them into ad hoc categories and to find systematic solutions to deal with incompatibilities and discrepancies between source and target languages (1958/1995, p. 11). They expressed that (ibid., p. 28) sometimes the source and target languages are remarkably parallel to each other and the translators may take advantage of this, however sometimes the languages have obvious differences where translators should analyse and detect to understand the source text and to construct a bridge between two languages. The latter case is what Vinay and Darbelnet (ibid.) are actually more interested in, i.e. differences rather than similarities. Given that Turkish and English are from different language families<sup>13</sup>, it is natural that they have numerous linguistic, structural, semantic and grammatical differences. This indicates that translators translating from English into Turkish or vice versa may have even more problems than the ones translating between languages of same language family and may need to find unique solutions. Especially when the area that requires translation is delicate,

---

<sup>13</sup> English is a West Germanic language while Turkish is an Altaic language. Retrieved from <https://www.britannica.com/topic/West-Germanic-languages> and <https://www.britannica.com/topic/Turkish-language>

problems may multiply. Hence, translation procedures established by these scholars may be helpful and useful particularly for translators of languages that offer discrepancies.

Vinay and Darbelnet described two main methods of translation: *direct translation* and *oblique translation*. Each method is divided into further categories. *Direct translation procedures* include *borrowing*, *calque* and *literal translation*, while *oblique translation procedures* comprise *transposition*, *modulation*, *equivalence* and *adaptation*. In addition to these main procedures, other *supplementary translation techniques* are also explained and considered for the sake of analysis and for also ensuring the integrity of the theoretical framework.

Vinay and Darbelnet (1958/1995, p. 30) argue that translators have a fixed starting point because one linguistic system -the source- has already been given and expressed, while the other remains adaptable. According to them, translators take the following initial analytical steps:

- to identify the units of translation<sup>14</sup>;
- to examine the SL text; this consists of evaluating the descriptive, affective, and intellectual content of the units of translation;
- to reconstitute the situation which gave rise to the message;
- to weigh up and evaluate the stylistic effects, etc. (ibid.)

---

<sup>14</sup> A unit of translation is defined by Vinay and Darbelnet as “a lexicological unit within which lexical elements are grouped together to form a single element of thought” (1958/1995, p. 21).

Indeed, these are just the initial steps and a target language message should also be produced as a result and be revised (ibid.). In this production process, translators may apply one or more (in combination) methods for each single unit of translation.

#### **4.1.1. Direct Translation Procedures**

The first main translation method Vinay and Darbelnet (1958/1995, p. 31) propose is *direct* or, in other words, *literal* translation which may be used when there is *structural parallelism* based on parallel categories or *metalinguistic parallelism* based on parallel concepts by transferring the source text message piece by piece into the target text. This is a good practice if the languages are sufficiently close to each other however, it may also be applied in cases where translators detect gaps or *lacunae* -as defined by Vinay and Darbelnet (ibid., p. 65)- meaning the source text element has no exact counterpart in the target language, and this lacuna is required to be filled to create the same impression. There are three *direct translation procedures*:

##### **4.1.1.1. Borrowing**

This procedure is described by the authors (ibid., p. 31) as the simplest of all procedures since it basically means to transfer the foreign phrasing directly to the TL in order to overcome usually a metalinguistic lacuna. It is generally applied by translators with an aim to preserve the cultural atmosphere when the concept is unknown or unfamiliar in the target culture or when there is no such a counterpart in that culture. There are a great number of such cultural elements that are established in Turkish culture and language probably through translations, e.g. the Italian terms related to music: *adagio*, *andante*, *moderato* and *allegro*. This situation is also explained and exemplified in previous chapters and once again in this example, Italy is the leading country in music field and

created these terms as the superior, and as McMorow (1998, p. 13) states “what is seen as superior tends to flow into what is seen as inferior”, and in this case Turkish language is the inferior. Furthermore, some foreign terms are so established that they are not even assessed as borrowings anymore; *banyo* (bagno – Italian), *abajur* (abat-jour – French) etc.

Borrowing is also highly used when the term in source language is relatively new such as a newly developed technological device and there is no exact match in the TL. For example, the English term “drone” is borrowed in Turkish target texts to fill the semantic gap. Even, it *should* be borrowed because if any translator tries to translate it by describing or explaining it, it would not be understood, and most probably the translation would be found erroneous.

Borrowing may also be employed where equivalency could not be maintained in target text using target language and this procedure may be the most appropriate one for avoiding misunderstandings in the TL. Odacıoğlu and Çoban claim that especially scientific terms may be transferred into the TL without any change on the condition that it is understood by the target audience (2017, p. 551). This is highly related to the medical translation as long as the target audience is professionals in the respective field. Experts would understand most of the terms when they are borrowed. Particularly terms with Latin or Greek origins are generally borrowed and used as is among professionals. For instance, although not suitable for texts to be translated for laypeople or children, directly transferring the term “dural” into the TL without any change is a preferred method for physicians because they would know what “dural” means, and in addition, terminological equivalence would be maintained.

When all randomly selected terms are analysed within the scope of this case study, it is found that it is highly common to use multiple procedures for a single word. Every effort is made to list the examples in an organised manner under each respective category.

The following constitute the best **borrowing** examples found in the sample set of *The Apprentice*:

- “When the M.E. saw him at ten A.M.,” said Korsak, “**livor mortis** was fixed, and he was in full rigor. [...]” (p. 15)
- “Adli tabip onu saat onda gördüğünde” dedi Korsak, “**livor mortis** yerleşmiş, ceset sertleşmişti. [...]” (p. 25)

Latin phrase “livor mortis”, meaning post-mortem lividity, was left as is using *borrowing* procedure. Although generally acceptable literal translations exist for Latin medical phrases, they are often left as is, probably to preserve the aura of the respective medical text. ‘Ölüm sonrası morarma’ would be another appropriate translation if context requires or allows for such a clarification and simplification. In this specific example, however, copying “livor mortis” is more effective and appropriate since Korsak is a homicide unit detective, and also the next expression facilitates understanding of this Latin term.

- “I ran an ATR analysis on these fibers. This is what popped out.”  
“**ATR?**”  
“Attenuated Total Reflection. [...]” (p. 113)
- “Bu liflerin ATR analizini yaptım. Sonuçta bunu elde ettim.”  
“**ATR mi?**”  
“Azaltılmış Toplam Yansıma. [...]” (p. 141)

It is worth noting that when Tess Gerritsen uses an acronym, she generally adds its long version in the subsequent sentence(s) so that the reader could understand what it means without drifting apart from the medical context. With this information in mind, it may be claimed that acronyms should be left as is (borrowed) or replaced with its equivalent Turkish acronym if there is any established, as applicable. The same situation is true for this example. The translator accordingly preferred *borrowing* the acronym as is.

- His early victims had first been incapacitated by the drug **Rohypnol**, slipped into their drinks. (p. 170)
- İlk kurbanlarını içkilerine **Rohypnol** atarak etkisiz hale getirmişti. (p. 204)

The brand name “Rohypnol” was directly *borrowed*, as it should be. Because brand names are supposed to be left unchanged unless its name is represented differently in the target country.

- A CT scan showed hemorrhaging, with a large **subdural hematoma**—a collection of blood—pressing on the frontal lobes of his brain. (p. 196)
- Tomografide iç kanama ve geniş **subdural hematomanın** –kan toplanması– beynin frontal loblarına baskı yaptığı görülmüş. (p. 237)

The adjective clause “subdural hematoma” was also *borrowed* as is. Since the author presented an explanation for it as ‘-a collection of blood-’, the decision to borrow the phrase may be evaluated as acceptable, however it would be more accurate if it was translated as ‘subdural hematom’.

The following are pure **borrowing** examples in *The Sinner*:

- Maura wiped the skin with Betadine, then reached for a vial of **Xylocaine** and a syringe. (p. 106)
- Maura deriyi Betadine ile sildi, sonra bir flakon **Xylocaine** ile bir şırınga aldı. (p. 164)

“Xylocaine” is a brand name for Lidocaine and brand names should be preserved in translations as previously noted. In this example, the translator accordingly used the procedure of *borrowing* and left the name as is.

- Such monsters were merely the victims of a microscopic invader:  
*Mycobacterium leprae*, a slowgrowing bacillus that disfigures as it multiplies, rippling the skin with ugly nodules. (p. 145)
- Bu canavarlar mikroskobik bir istilacının kurbanlarıydı. Yavaş büyüyen bir bakteri olan *Mycobacterium leprae* çoğaldıkça kurbanını şekilsizleştiriyor ve derisini çirkin nodüllerle dolduruyordu. (p. 217)

Latin phrase “mycobacterium leprae” is a bacterium causing leprosy as its name also suggests and it was *borrowed*. Considering that the names of bacteria should not be translated, this is the correct solution.

- “What does her **EKG** show?” (p. 178)
- “**EKG**’si neler gösteriyor?” (p. 263)

Another acronym “EKG” was *borrowed* as it is a well-known and established acronym for ‘electrocardiogram – elektrokardiyogram’.

- The intracranial pressures were holding steady, with the help of intravenous Mannitol and **Lasix**, as well as forced hyperventilation. (p. 35)

- Damardan verilen Mannitol ve **Lasix** ile mecburi hiperventilasyon sayesinde kafa içi basıncı dengede idi. (p. 61)

“Lasix” is another brand name, which was directly *borrowed* into the translation and used as is, as it should be.

Borrowing is not restricted only to copy the respective word as is. Sometimes English alphabet and structure do not match with Turkish alphabet and word structure and solution is found in employing “**transliteration**” method which may fall under *borrowing* procedure, as supported by Odacıoğlu and Çoban (2017, p. 551), because it simply means the spelling of words in the source language with the letters of target language as appropriate to the target language structure (“Transliteration Transcription Translation”, 1975, p. 254). It is based on reading the word as if it is Turkish and re-spell it in Turkish letters to facilitate its acceptability by target language users. Translation of “hypertension” as “hipertansiyon” may be given as an example to this method. Especially, since some letters such as *q*, *x*, and *w* do not exist in Turkish alphabet, transfer of English words containing these letters through transliteration makes it easier for Turkish people to adopt and internalise such words, e.g. “akson” for “axon”. Likewise, turning the letter “y” that follows a consonant in English into “i” in Turkish as appropriate to Turkish structure is a commonly seen practice, e.g. “fizyoloji” for “physiology”. This method is highly used in medical translations and orally by healthcare professionals, because in this way both the medical texture is preserved, and the terminological equivalence is ensured.

Examples of mere **transliteration** in *The Apprentice* are given below.

- “[...] The level of tracheal penetration, just below the **thyroid cartilage**, suggests to me that the neck was extended first, before the slash was made.” (p. 33)
- “[...]. **Tiroid kartilajın** tam altındaki trakeal kesiğinin derinliği, kesilmeden önce boynun yukarı doğru çekildiğini gösteriyor.” (p. 47)

Hybrid in terms of word origins, the medical term “thyroid cartilage” includes the word “thyroid” derived from a Greek word; it also has a Greek suffix, ‘-oid’, meaning ‘resemblance to’, which gives the word a meaning as ‘shield-shaped’ or ‘door-like’<sup>15</sup>. The term also has a French-origin word “cartilage”. The translator used *transliteration* method for *both* terms and produced the translation “tiroid kartilaj”. Considering that this is uttered by Maura Isles during an autopsy, the translation seems quite appropriate.

- First you see **erythema**—red spots—and then a flare caused by cutaneous arteriolar dilatation. (p. 35)
- Önce **eritem** -kızarıklık- görünür, sonra arteriyel damar genişlemesine bağlı kırmızılık. (p. 49)

The term “erythema” was translated as “eritem” using *transliteration*, she turned the letter “y” that follows a consonant in English into “i” and “th” to “t” while omitting the last letter. This is the correct decision because the author herself specifically preferred this medical term, followed by the phrase ‘-red spots-’ for it to be clearly understood by readers.

- “[...] Zap, and he loses all **neuro-muscular control**. [...]” (p. 35)

---

<sup>15</sup> Information at <https://www.dictionary.com/browse/thyroid> is consulted.

- “[...] Şoklanınca bütün **nöromusküler kontrolünü** yitirmiştir. [...]” (p. 50)

Adjective clause “neuro-muscular control” is uttered by Isles. Therefore, the translator used *transliteration* method and produced “nöromusküler kontrol”, most probably with an aim to protect and reflect the professionalism of Isles.

- Decadron is the brand name for **dexamethasone**, an adrenocortical steroid with profound effects on every organ in the human body. (p. 68)
- Decadron, **deksametazon** denen maddenin ticari ismi. İnsan bedenindeki her organı derinden etkileyen adrenokortikal bir steroid bu. (p. 89)

“Dexamethasone” is the name of the active ingredient of Decadron, and it was translated as “deksametazon” using *transliteration* method, which is the only accurate translation of this term. It should be noted that active ingredients are not proper names and neither they start with capital letters unless they are at the beginning of a sentence nor apostrophes are used for particles added, e.g. “deksametazonun”.

- He was admitted last night to Fitchburg Hospital for an emergency **appendectomy**. (p. 86)
- Dün gece acil **apendektomi** için Fitchburg Hastanesi’ne nakledilmiş. (p. 111)

The procedure “appendectomy” with Greek suffix -ectomy, meaning surgical removal, was translated as “apendektomi” using *transliteration*. In spite of the fact that the translator chose a valid procedure for this specific term, it should be noted that there is a typo, and the correct translation should be ‘apendektomi’. It might also have been translated as ‘apandisit ameliyatı’ provided that the context allows such a literal and simplified translation.

- “There’s a laparotomy set missing from the room.”

“**Laparotomy?** What’s that?”

“It’s medical-speak for cutting open the abdomen,” said Canady. (p. 95)

- “Laparotomi aletleri kayıp” dedi.

“**Laparotomi** mi? O nedir?”

“Tıp dilinde karın ameliyatı” dedi Canady. (p. 121)

The term “laparotomy” consisting of a Greek root ‘laparo-’<sup>16</sup> and a Greek suffix ‘-tomy’, meaning ‘incision’, refers to a surgical procedure involving an incision to examine abdominal organs. *Transliteration* method was used in this instance and the word “laparotomi” was produced. Because its explanation was also made in the next sentence, the translator’s choice is appropriate as it is the only valid solution.

- He picked up a disarticulated rib, arched it toward the breastbone, and studied the angle made by the two bones.

“**Pectus excavatum,**” he said. (p. 102)

- Eklem yerinden ayrılmış bir kaburga kemiğini aldı, göğüskemiğine doğru kaldırdı ve iki kemiğin açısını inceledi.

“**Pektus ekskavatum**” dedi. (p. 129)

Pectus excavatum is “a condition in which a person’s breastbone is sunken into his or her chest.”<sup>17</sup> It is a Latin-origin phrase and the translator preferred *transliteration* and produced a widely accepted counterpart considering this is uttered by a doctor. Otherwise it may have also been translated as “kunduracı göğsü”.

<sup>16</sup> Information at <https://www.dictionary.com/browse/laparo> is consulted.

<sup>17</sup> <https://www.mayoclinic.org/diseases-conditions/pectus-excavatum/symptoms-causes/syc-20355483>

- Again the paramedic inserted the **laryngoscope**, straining to hold up the weight of Korsak’s jaw. (p. 152)
- Görevli **laringoskopu** yeniden Korsak’ın boğazına soktu, bir yandan eliyle çenesini açık tutuyordu. (p. 184)

Laryngoscope is a medical device “designed for visualisation of the vocal cords and for placement of the ETT into the trachea under direct vision.”<sup>18</sup> It is basically used for the examination of the larynx. The translator used *transliteration* method; “laringoskop” is an established and the only appropriate translation for this term.

**Transliteration** example found in *The Sinner* is also as follows:

- The Abbess nodded. “A miracle.”  
“No, Reverend Mother.”  
Maura met her gaze. “**Spontaneous remission.**” (p. 100)
- Başrahibe başıyla onayladı. “Bu bir mucize.”  
“Hayır, Muhterem Rahibe.”  
Maura onunla göz göze geldi. “**Spontan remisyon.**” (p. 155)

Both words in “spontaneous remission” were translated using *transliteration*, producing the translation “spontan remisyon”. It might have been also translated as ‘spontan gerileme’ using literal translation for ‘remission’ but because this is said by a medical examiner, the translator’s preference is nicely appropriate.

---

<sup>18</sup> <https://www.sciencedirect.com/topics/nursing-and-health-professions/laryngoscope>

The combination of borrowing and transliteration methods is also quite common since transliteration is a specific form of borrowing. The examples of this **combination** detected in *The Apprentice* are provided below.

- “[...] You could have a conversation with someone who’s had a **frontal lobotomy** and you might not detect anything wrong. [...]” (p. 197)
- “[...] **Frontal lobotomi** uygulanan biriyle sohbet edilebilir, bir sorunu yok sanabilirsiniz. [...]” (p. 238)

Adjective clause “frontal lobotomy” (including a Greek suffix ‘-tomy’, meaning incision) was translated using *borrowing* and *transliteration*, respectively. The resultant “frontal lobotomi” is appropriate for the context considering that it was uttered by a doctor.

- On the **EKG monitor**, a jagged line appeared. (p. 152)
- **EKG monitöründe** çentikli çizgiler belirdi. (p. 184)

“EKG monitor” was translated using *borrowing* procedure for the acronym and *transliteration* method for “monitor”. ‘EKG’ stands for ‘Electrocardiogram’, and because it is known as “EKG” all around the world, the acronym basically remains unchanged as “EKG” while “monitor” was *transliterated* as “monitör”. “EKG monitörü” is a widely used term for the related device.

There are many other instances where borrowing or transliteration is used however, as other procedures (such as explicitation or amplification) are also used for the respective terms, they will be introduced under those procedures.

#### 4.1.1.2. Calque

This procedure is considered “a special kind of borrowing” (Vinay and Darbelnet 1958/1995, p. 32) and may be defined as borrowing the expression form of the source language and literally translating each piece. Through this process, two types of calque may be produced:

- *a lexical calque*, resulting from maintaining the syntactic structure while presenting a new mode of expression
- *a structural calque*, resulting from maintaining the syntax of the SL and introducing a new construction into the target language (ibid.)

“Hafta sonu” for “weekend” would be a good example for a lexical calque where each element -“week” and “end”- is literally translated without offering any new syntactic construction. Another example is “balayı” for “honeymoon” where each element is literally translated preserving the syntactic structure. No example for structural calque could be ascertained between English-Turkish language pair. In our sample set, one example selected among all terms in *The Sinner* suits for this procedure, however, it is provided under another title due to the combined use of procedures.

#### 4.1.1.3. Literal Translation

Literal or word-for-word translation is a reversible procedure mainly used for languages of the same language family and culture as described by Vinay and Darbelnet (1958/1995, p. 34) including directly transferring the source text into the target language considering the syntactical, lexical, grammatical and morphological characteristics of the TL. As English and Turkish are members of different language families, it generally does not sound natural when an entire English sentence is translated into Turkish in a literal way.

However, at term level, literal translation may result in acceptable translations, such as “gözbebeği tepkileri” for “pupillary reactions”. Literal translation method may be claimed as the procedure that is applied the most in translating medical terms in general, particularly unless the target audience is solely professionals.

In this thesis, due the very nature of source texts -medical thriller books-, literal translation is highly expected to be used and a notable number of such examples have been found within the random sample set. Examples where only **literal translation** is applied are as follows for *The Apprentice*:

- Though what remained of the **torso** was now covered with a sheet, there was still much exposed tissue for scavengers to feast on. (p. 6)
- **Gövdeden** kalanların üstüne bir örtü atılmıştı ama leşçillerin iştahını kabartacak kadar doku saçılmıştı ortalığa yine de. (p. 15)

“Torso” was *literally* translated as “gövde”. It might have been left as is if the context allowed, but in this case translator’s choice is appropriate for such a narrative sentence.

- “This is one doozy of a **case** to close out my career,” he said. (p. 8)
- “Kariyerimi sonlandırmak için harika bir **vaka**” dedi. (p. 18)

“Case” was *literally* and *accurately* translated as “vaka”. However, it should be noted that case may need to be translated as ‘olgu’ in certain contexts such as ‘Olgu Rapor Formu’ for ‘Case Report Form’.

- His head lolled forward, obscuring her view of the wound that had released the **fatal hemorrhage**, but she did not need to see the slash to know that it had gone deep, to the carotid and the windpipe. (p. 15)

- Başı öne düştüğünden, **ölümcül kanamanın** kaynağı olan yarayı gizliyordu ama yaranın derin olduğunu, şahdamarı ve soluk borusunun kesildiğini anlaması için yarayı görmesi gerekmiyordu. (p. 25)

“Fatal hemorrhage” was translated using *literal translation* method, and as a result, the simplified adjective clause “ölümcül kanama” was produced. Due to the fact that this phrase is included in a paragraph describing a crime scene, this translation is appropriate. If this was used in a hospital environment or during an autopsy, ‘fatal hemoraj’ (using borrowing and transliteration methods) would be more appropriate.

- I can scan a field and immediately estimate the percentages of different leukocytes— the **white blood cells** that defend us from infection. (p. 68)
- Bir alanı tarayıp farklı lökositlerin yüzdelerini hemen tahmin edebilirim – bizi enfeksiyondan koruyan **beyaz kan hücreleridir** bunlar. (p. 89)

The medical term “white blood cells” were translated *word by word* as “beyaz kan hücreleri”. ‘Akyuvarlar’ may also be preferred as a widely used medical term.

- A **blood sample**, drawn from my vein, will reveal a startling abnormality: an overwhelming host of white blood cells with multilobed nuclei and granular stippling. (p. 69)
- Damarımdan alınan bir **kan örneği** şaşırtıcı bir anormalliği ortaya koyardı: çok sayıda akyuvar da çok loblu çekirdekler ve granüler noktalanma. (p. 90)

“Blood sample” was *literally* translated as “kan örneği”, which is commonly used in medical contents. Another appropriate translation is ‘kan numunesi’ if context allows.

- She looked at the **instrument tray** near the table. (p. 92)

- Masanın üstündeki **alet tepsisine** baktı. (p. 118)

“Instrument tray” was *literally* translated as “alet tepsisi”. The word ‘enstrüman’ is also seen in medical contents, but ‘enstrüman tepsisi’ is rarely used. Therefore, the translator’s choice is appropriate.

- “**Long bones** are all present. So are all the vertebrae...” (p. 100)
- “**Uzun kemiklerin** hepsi yerli yerinde. Omurga kemikleri de öyle...” (p. 127)

The adjective clause “long bones” was translated *word by word* as “uzun kemikler”. Any other translation seems not acceptable.

- For a moment he studied the collapsed cage of ribs and **sternum**. (p. 102)
- Bir süre dağılmış kaburgaları ve **göğüs kemiğini** inceledi. (p. 129)

Derived from ancient Greek, Neo-Latin<sup>19</sup> “sternum” means ‘breastbone’ and it was *literally* translated as “göğüs kemiği”, an easily grasped term, however, it also might have been borrowed as is, i.e. ‘sternum’. Besides, it should be noted that the correct spelling is “göğüs kemiği” which would also suggest the use of amplification (a supplementary translation technique that is described later in this chapter).

- “[...] But if the child is malnourished, and kept indoors, she’ll be deficient in the vitamin. And that affects calcium metabolism and **bone development**.” (p. 104)
- “[...] Ama bir çocuk yetersiz beslenir ve dışarı çıkarılmazsa D vitamini eksikliği çeker. Bu da kalsiyum mekanizmasını ve **kemik gelişimini** olumsuz etkiler.” (p. 131)

<sup>19</sup> Information retrieved from <https://en.wiktionary.org/wiki/sternum>.

The phrase “bone development” was translated as “kemik gelişimi” using *literal translation*. Any other translation does not seem possible.

There are a notable number of examples in *The Apprentice* where **literal translation** is accompanied by **transliteration** or **borrowing** procedures. These are provided below.

- The killer started his incision under the left jaw, and sliced toward the front of the throat, ending the incision just on the far side of the **tracheal ring**. (p.34)
- Katil çenenin sol tarafının altından kesmeye başlamış, gırtlığın ön tarafını kesmiş, sonra da **trakeal halkanın** diğer tarafında bitirmiş kesmeyi. (p. 48)

Latin suffix ‘-eal’ draws attention in this medical term -tracheal ring-, meaning a ‘ring’ related to ‘trachea’. The translator used a combination of methods, *transliteration* for producing “trakeal” and *literal translation* for producing “halka”. The resultant translation is appropriate given that the term is part of an autopsy.

- **Lewis Triple Response**. It’s a signature effect on the skin. (p. 35)
- **Lewis’in Üçlü Yanıtı**. Tende sırayla beliren izlerdir. (p.49)

This eponymous medical term was described by Sir Thomas Lewis for the first time in his book titled *‘The blood vessels of the human skin and their responses’* (1927) where he “evaluated the role of histamine in acute inflammation” (Lakasing, 2013). This triple response encompasses a pattern of a three-step subcutaneous reaction developing when the skin is injected with histamine (red line, flare, wheal) (Süzer, 2009, p. 7). The translator kept the Lewis as is (*borrowing* procedure) and *literally* translated the rest, generating “Lewis’in Üçlü Yanıtı”. Because this term is also known in Turkey with his name, decision to directly borrow his name and not changing it into any other names or not omitting it is the best solution.

- So it made both Rizzoli and Korsak wince to watch Isles pierce the corpse’s eye with a twenty-gauge needle. Slowly she sucked the vitreous fluid into a **10 cc syringe**. (p. 58)
- Dolayısıyla Isles’in cesedin gözünü bir iğneyle delip içindeki göz sıvısını **10 cc’lik bir enjektöre** çektiğini gören Rizzoli ve Korsak yüzlerini buruşturdular. (p. 78)

The term for a medical instrument “10 cc syringe” was translated as “10 cc’lik enjektör” using a combination of *borrowing* (for ‘cc’) and *literal translation* (for ‘syringe’) methods. Although “syringe” may also be translated as ‘şırınga’, “enjektör” is more commonly used in such contexts.

- “Aren’t you going **to do a wet prep?**” (p. 71)
- “**Yaş preparasyon yapmayacak** mısınız?” (p. 93)

The medical verb “to do wet prep” was translated using both *literal translation* and *transliteration* (for “prep”) and the verb “yaş preparasyon yapmak” was produced, however, “yaş preparat hazırlamak”, “yaş preparat kullanmak” or “yaş preparasyon tekniğini kullanmak” would be more accurate.

- Here the peaks were smaller as the **systolic pressure** fell, and the pulsations began to trail downward, sliding toward the floor. (p. 88)
- **Sistolik basınç** düştüğü için burada daha az kan vardı ve izler aşağı, yere doğru iniyordu. (p. 114)

The adjective clause “systolic pressure” was rendered using a combined pair of procedures. The resultant “sistolik basınç” represents an appropriate translation where *transliteration* and *literal translation* methods were, respectively, used.

- “Looks like a **Steinman pin**,” said Isles. (p. 100)
- “Bir **Steinman çivisine** benziyor” dedi Isles. (p. 127)

“Steinman pin” was invented by *Fritz Steinmann* and is a metal rod used for orthopaedic purposes (Huber, 2008, para. 6). In this instance, the eponymous part “Steinman” was *borrowed* as is, and the second word was *literally* translated, generating a translation as “Steinman çivisi”. However, it should be noted that there is a typo both in the ST and the TT, and the correct word needs to be “Steinmann”. This eponym falls under type 1, as described by Lee-Jahnke, because source and target texts are the same for the eponymous part.

- Number one is a standard **DNA ladder**, to help us estimate the relative positions for the various samples. (p. 133)
- Bir numara standart bir **DNA merdiveni**, farklı örneklerin görelî konumlarını hesaplamak için kullanıyoruz onu. (p. 164)

The acronym in “DNA ladder” refers to ‘DeoxyriboNucleic Acid’ and it was *borrowed* as a very well-known acronym worldwide, while the second term was *literally* translated, obtaining the established term “DNA merdiveni”.

- Whatever the explanation for **childhood amnesia** may be, it does not apply to me, as I remember certain details of my childhood quite well. (p. 202)
- **Çocukluk amnezisinin** nedeni ne olursa olsun, benim için geçerli değil çünkü ben çocukluğumun belli ayrıntılarını gayet net hatırlıyorum. (p. 244)

The phrase “childhood amnesia” was translated by means of a combination of procedures, *literal translation* for “childhood” and *transliteration* for “amnesia”, producing the term “çocukluk amnezisi”. While “amnesia” could have been translated as ‘hafıza kaybı’ or

‘bellek yitimi’ in other contexts where it stands alone, for this instance, the translator’s choice is suitable because “çocukluk amnezisi” is an established medical term in Turkish.

- Cause of death: massive hemorrhage due to single slash wound, with complete transection of left carotid artery and **left jugular vein**. (p. 246)
- Ölüm nedeni: Boğazdaki kesik yüzünden kan kaybı. Sol karotid atardamarı ve **sol juguler damar** tamamen kesilmiş. (p. 297)

For the adjective clause “left jugular vein”, *literal* translation procedure was used for “left” and “vein”, and *transliteration* for “jugular”, producing “sol juguler damar”. Although the translation is acceptable, considering that this was presented in an autopsy report, its translation could also have been ‘sol juguler ven’.

There are also a considerable number of pure **literal translation** examples detected in *The Sinner*’s sample set, except for the ones with a combination of procedures:

- She reached for Sister Camille’s arm and tested the **elbow joint**. “It’s flaccid. No **rigor mortis**.” (p. 13)
- Rahibe Camille’in koluna uzandı ve **dirsek eklem**ini yokladı. “Hâlâ gevşek. **Ölüm sertliği** yok.” (p. 28)

The term “elbow joint” was *literally* translated as “dirsek eklemi” by directly translating each word. Latin term “rigor mortis” was also accurately and *literally* translated as “ölüm sertliği” in terms of its meaning however, because this is spoken by Isles in the book, the term could also have been entirely borrowed.

- **Multiple skull fractures** and bleeding into the brain. (p. 14)
- **Çoklu kafatası kırıkları** ve beyin kanaması varmış. (p. 29)

The term “multiple skull fractures” was *literally* rendered into “çoklu kafatası kırıkları”. Transliteration for “multiple” as ‘multipl’ is also possible however is not necessarily mandatory in this specific instance. If we had a term such as ‘multiple sclerosis’, we had to use ‘multipl (skleroz)’.

- The **ruptured vessels**, the taut pockets of hemorrhage. And the brain, herniating under the mounting pressure of blood. (p. 39)
- **Yırtılan damarları**, kaskatı kanama odaklarını ve artan kan basıncı yüzünden sıkışan beyni gözünde canlandırabiliyordu. (p. 68)

“Ruptured vessels” was *literally* translated as “yırtılan damarlar”. Transliteration may have been used for “ruptured” as “rüptüre” when introduced alone, but “rüptüre damar” is not a widely used phrase, therefore, the translator’s preference seems suitable.

- Dark, almost purplish nodules were scattered across the nude **torso**. (p. 80)
- Çıplak **gövdeye** yayılan koyu renkli, hatta morumsu nodüller vardı. (p. 127)

The term “torso” might have been borrowed and left as is, but the translator chose to *literally* translate it as “gövde”, which increases fluency of this sentence.

- We’ll need to boil off the **soft tissues** and see how the cut marks look under the microscope. (p. 88)
- **Yumuşak dokuları** kaynatıp kesiklerin mikroskop altında nasıl göründüklerine bakmamız gerekecek. (p. 138)

*Literal* translation was used for “soft tissues” as “yumuşak dokular”, which is the only acceptable translation.

- And no **arcus senilis** in her eyes. (p. 89)

- Gözlerinde **yaşlılık halkası** da mevcut değil. (p. 140)

Another Latin term randomly selected is “arcus senilis” which means a grey or whitish arc or ring around the cornea occurring depending on aging. This Latin term may have been left as is using borrowing procedure, however it is *literally* translated as “yaşlılık halkası” (senile bow) and given that this is included in a conversation between Isles and a detective, the translation may be regarded as appropriate.

- I’ll check the **kidneys** for diatoms. (p. 107)
- **Böbreklerde** diyatom olup olmadığına bakarım. (p. 165)

The medical term “kidneys” was simply translated as “böbrekler” employing *literal* translation procedure.

- “One Earth needed me too. We could have lost that whole container of **medical supplies**. It couldn’t wait.” (p. 130)
- “One Earth’ün de bana ihtiyacı vardı. Koca bir konteyner dolusu **tıbbi malzemeyi** kaybedebilirdik. Bekleyemezdim.” (p. 194)

The phrase “medical supplies” is literally translated producing an appropriate translation. ‘Medikal’ for “medical” may also have been preferred, however, “tıbbi malzeme” is more commonly used.

- She could look at the skulls on her shelf and see, in each, a personal history of pain. An old fracture or an **impacted wisdom tooth** or a jawbone infiltrated by tumor. (p. 142)

- Raftaki kafataslarına bakıp, her birinin ne gibi acılar çektiğini söyleyebilirdi.

Hem de eski bir kırığa, **gömülü bir yirmilik dişe** ya da bir tümörün gizlice ele geçirdiği çene kemiğine bakarak. (p. 213)

The next phrase randomly selected “impacted wisdom tooth” was translated into its *literal* counterpart as “gömülü yirmilik diş”. “Wisdom tooth” may also be referred to as ‘akıl dişi’ however, it is so rare that this decision of the translator seems highly appropriate.

The following are the examples in *The Sinner* where a combination of **literal translation** and **borrowing** or **transliteration** is used:

- A thrombus had blocked off the **right coronary artery**, strangling the flow of blood to the muscle of the right ventricle. (p. 7)
- Bir kan pıhtısı **sağ koroner atardamarı** tıkararak sağ karıncığa giden kan akışını engellemişti. (p. 19)

“Right coronary artery” was translated as “sağ koroner atardamar” using combined direct translation methods; while “right” and “artery” were translated by means of *literal translation* procedure, *transliteration* was preferred for “coronary”. ‘Arter’ could also have been used for “artery”.

- **Dural tear** closed. Full operative report dictated. (p. 35)
- **Dural yırtık** kapatıldı. Ameliyatın kapsamlı raporu dikte edildi. (p. 61)

The term “dural tear” was translated as “dural yırtık” using *borrowing* for the first word and *literal translation* method for the latter. This sentence is included in an operative report, making the translator’s preference appropriate.

- It appeared that everything that could be done was being done; now it was a waiting game, to see how much **neurological damage** would result. (p. 35)
- Görünüşe bakılırsa yapılması gereken şey yapılıyordu; şimdi yapılacak tek şey bekleyip ne kadar **nörolojik hasar** oluşacağını görmektir. (p. 61)

The medical phrase “neurological damage” was *transliterated* and *literally* translated, respectively, as “nörolojik hasar”, and any other translation seems unlikely for this phrase.

- Moved to the torso to begin her **Y incision**. (p. 43)
- **Y kesliğini** atmak üzere gövdeye yanaştı. (p. 75)

The term “Y incision”-meaning a Y-shaped cut made by medical examiners during autopsies- was translated as “Y kesliği”. *Borrowing* was used for “Y” and a *literal* and accurate translation was made for “incision” although given that an autopsy is at stake it might have been “Y insizyonu” as well.

- “**Lou Gehrig’s disease**. ALS.” (p. 59)
- “**Lou Gehrig’in hastalığı** yüzünden. Yani ALS.” (p. 98)

The eponymous term “Lou Gehrig’s disease” is also known as ALS or Motor Neurone Disease (in the UK). It was translated as “Lou Gehrig’in hastalığı” keeping the eponymous part as *borrowed* and *literally* translating the word “disease”. However, it is more widely used as “Lou Gehrig hastalığı” which might have constituted as a better translation.

- Yes, some of the nodules have **shallow ulcerations** with crust formation.  
(p. 139)

- Evet, nodüllerden bazılarının üzerlerinde kabuklar oluşan **yüzeysel ülserler** var.  
(p. 209)

The adjective clause “shallow ulcerations” was translated as “yüzeysel ülserler” keeping the adjective as is and using the *literal translation* method for the first word while using *transliteration* for the latter. ‘Ülserleşmeler’ may also have been preferred for the latter although “yüzeysel ülserler” is more commonly used.

- “And you have no **bacteria growing**?” (p. 140)
- “Peki hiç **bakteri ürememiş** mi?” (p. 209)

“Bacteria growing” was translated as “bakteri üremesi” using *transliteration* as well as *literal translation* procedures, respectively, any other preference would not constitute as an appropriate translation.

- “This woman almost certainly had **Hansen’s disease**.” (p. 144)
- “Bu kadında kesinlikle **Hansen hastalığı** varmış.” (p. 216)

Another eponym in the list is “Hansen’s disease”, also known as *leprosy*, is named after Armauer Hansen who discovered the causative agent of leprosy, which is “mycobacterium laprae” (Ghosh & Chaudhuri, 2015, p. 219). This eponymous disease was directly translated as “Hansen hastalığı” *borrowing* the word “Hansen” and *literally* translating the word “disease”. Because “Hansen hastalığı” is a recognised disease name in Turkish and also the author introduced the word ‘leprosy’ in other pages of the book, the translator’s choice is appropriate.

- “I think you need to order a drug and **toxicology screen**.” (p. 179)
- “Bence bir ilaç ve **toksikoloji taraması** istemeniz gerek.” (p. 264)

The phrase “toxicology screen” was translated as “toksikoloji taraması” using both *transliteration* and *literal translation* methods. ‘Toksikolojik tarama’ might also have been preferred, using the optional transposition method -which will be described later in this chapter- for “toxicology”.

- “The left hand was disarticulated here, right at the joint between the styloid process of the radius and the **scaphoid bone**,” she said. (p. 87)
- “Sol el buradan tam olarak radyan kemiğinin milsi çıkıntısıyla **skafoid kemiğin** birleştiği eklem yerinden ayrılmış” dedi. (p. 138)

“Scaphoid bone” was translated using *transliteration* and *literal translation* methods and “skafoid kemik” was produced. The root of “scaphoid” is ‘scaphos’ in Greek meaning ‘boat’ (Lange B. and Dirksen K.-L.B., 2014, p. 74), and with Greek suffix “-oid” meaning ‘resembling to’, this phrase means a boat-shaped bone. However, transliterating the word as “skafoid” and not trying to describe it as a boat-shaped bone is definitely the correct choice.

- She saw the dark stipples of **acute inflammatory cells**, saw the fibrous circle of a blood vessel infiltrated by white cells, signs that the body was fighting back, sending its soldiers of immune cells into battle against . . . what? (p. 140)
- Maura **akut inflamatuvar hücrelerdeki** koyu benekleri, alyuvarların çoğaldığı bir kan damarının fibröz halkasını, yani vücudun mücadele ettiğini ve bağışıklık sistemi askerini savaşa gönderdiğini gösteren işaretleri gördü... İyi ama neye karşı savaşıyorlardı? (p. 210)

The phrase “acute inflammatory cells” consisting of two adjectives and a plural noun was translated as “akut inflamatuvar hücreler” keeping word classes unchanged and using

*literal translation* method for “cells” as well as *transliteration* for the words “acute” and “inflammatory”. As a very widely used medical term in medical contents, the translation provided is accurate.

As is the case for borrowing and transliteration, there are a great number of other instances where literal translation is used however, as other procedures (such as explicitation or amplification) are also used for the terms in question, they will be presented under those procedures.

Although in our case study use of direct translation procedures is highly dominant, direct translation may not be possible in certain cases or the translation obtained as a result of using these first three procedures may produce an unacceptable message in the TL. Vinay and Darbelnet (1958/1995, p. 34-35) explain in which situations a translation is deemed unacceptable in five conditions: if the TL message (i) means something else; or (ii) does not mean anything; or (iii) is not structurally possible; or (iv) does not have any expressional counterpart within the metalinguistic experience of the TL; or (v) has an expressional counterpart but within a different register.

Therefore, if the resultant message falls under any of these conditions and is accordingly unacceptable, the translators should consider using *oblique* translation methods which are more complicated but give the translator more freedom and also require more creativity.

#### **4.1.2. Oblique Translation Procedures**

Vinay and Darbelnet (1958/1995) state that in certain cases because of the metalinguistic and structural disparities, direct translation procedures do not lead to acceptable translations, and *oblique translation procedures* may need to be employed to convey the same message by various means, including but not limited to, of elaborating the content

of the source text, altering the syntactic order of the source language or changing word classes or even recreating a situation. There are four *oblique translation procedures*:

#### 4.1.2.1. Transposition

This procedure includes shifting the word class while conveying the same source message (Vinay and Darbelnet, 1958/1995, p. 36). This means changing e.g. a noun into an adjective or a verb into a noun and so forth. For example, “fizik tedavi” for the source phrase “physical examination” is transposed because while “physical” is an adjective, “fizik” is of another word class (nouns). Furthermore, this procedure may also be employed intralinguistically, meaning a particular sentence or phrase in a given language may be expressed in different ways without altering the actual meaning. In such cases, Vinay and Darbelnet (ibid.) call the original version of a given sentence “the base expression” and refer to the re-expressed text as “the transposed expression”. While the meaning is the same between the base and the transposed expression, the difference lies in their styles, therefore, it is mainly a matter of choice regarding the stylistic form that is desirable or deemed necessary by the translator.

The authors also state that “transposition is probably the most common structural change undertaken by translators” (ibid., p. 94). Notwithstanding, this procedure may be **obligatory** or **optional** depending on each specific unit of translation. Translation of “Central Nervous System” as “Merkezî Sinir Sistemi” falls under *obligatory* transposition due to the fact that while “nervous” is adjective, “sinir” is a noun, and this is an established term and there is no any other counterpart for the ST.

On the other hand, translation of “vocal cords” as “ses telleri” in Turkish is an *optional* transposition where the adjective is transposed to the noun “ses”. Because it may also be

translated as “vokal kordlar” preserving the adjective “vocal” by using another adjective “vokal”. In such cases where transliteration method is used (vocal-vokal), no transposition procedure is generally applied, however, when literal translation is used, the probability of transposition procedure use is higher. Examples from *The Apprentice* where **transposition** in *optional* or *obligatory* form are used are as follows:

- And finally, in the third stage, wheals pop up due to increased **vascular permeability**. (p. 35)
- Son olarak, üçüncü aşamada artan **damar geçirgenliği** yüzünden kabartılar oluşur. (p. 49)

The adjective clause “vascular permeability” could have been translated as “vasküler geçirgenlik” using transliteration and literal translation for the words respectively, and yet it was translated using *optional transposition* and translating *both* words *literally*. The resultant translation is a simpler term “damar geçirgenliği”, where “damar” is a noun while “vascular” is an adjective (the reason for the identified transposition).

- His limbs lie useless, short-circuited by the electrical storm that has sizzled through his **nervous system**. (p. 36)
- Kolları ve bacakları gevşemiş halde öylece yattı, **sinir sistemini** bir elektrik fırtınası kısa devreye uğrattı. (p. 51)

The adjective clause “nervous system” was translated as “sinir sistemi” using *literal translation* and *transliteration* procedure accompanied by *obligatory transposition* procedure for “nervous”. Since “nervous” is an adjective while “sinir” is a noun and there is no any other way to express this term, transposition is called ‘obligatory’.

- The **abdominal incision** came next, Dr. Isles’s scalpel slicing into the bloated belly. (p. 72)
- Sırada **karın kesiği** vardı, Dr. Isles’in neşteri şişkin karına gömüldü. (p. 94)

The adjective clause “abdominal incision” including a Latin suffix “-al” (meaning pertaining to) was simplified and *literally* translated as “karın kesiği” while also using *optional transposition* due to the fact that the adjective (abdominal) was turned into a noun (karın). It might have been translated as ‘abdominal insizyon’ using transliteration and no transposition procedure because it is included in an autopsy procedure, and also this would be more appropriate for any other informative medical texts that are intended to be read by professionals.

- His gaze had lifted again, not to the ceiling, as she’d thought at first, but to a **cardiac monitor** that was mounted in the corner of the room. (p. 220)
- Rizzoli’nin başta sandığı gibi tavana değil odanın köşesine yerleştirilen **kalp monitörüne** bakıyordu. (p. 266)

Words included in the adjective clause “cardiac monitor” were *literally* translated and *transliterated*, respectively, generating the medical term “kalp monitörü”. In addition, the procedure of *optional transposition* was applied. Because while “cardiac” is an adjective and could have been kept in that word class as ‘kardiyak’, the translator chose a noun, “kalp” and simplified the term for readers.

Three **transposition** examples are found in *The Sinner*, which may be introduced at this point:

- An old **myocardial infarction**, months or even years old, had already destroyed part of the left ventricular wall. (p. 7)

- Aylar hatta yıllar önce geçirilen bir **miyokard enfarktüsü**, zaten sol karıncık duvarının bir kısmına zarar vermişti. (p. 19)

A serious medical condition “myocardial infarction” was translated as “miyokard enfarktüsü” by using a direct translation procedure, and specifically *transliteration* method that is classified under borrowing procedure. The translator could have preferred “kalp krizi” instead but this term is included in a context where an autopsy is performed by Isles, therefore, the translator’s choice to preserve professional terminology seems appropriate. Another method employed is *optional transposition* due to the fact that while “myocardial” is an adjective, “miyokard” is a noun. She could have also said ‘miyokardiyal enfarktüs’ however, “miyokard enfarktüsü” is more commonly used, meaning she dared to use oblique translation procedures to produce a better translation and showed her good command of the TL as claimed by Vinay and Darbelnet (1958/1995, p. 246).

- He has been on the **operating table** for four hours. (p. 241)
- Brophy saatlerdir **ameliyat masasında**ydı. (p. 350)

The use of *literal translation* procedure was detected in the translation of “operating table” as “ameliyat masası”. Because “operating” is an adjective but “ameliyat” is a noun, *obligatory transposition* is also in question. Although ‘operasyon masası’ would be another valid choice, “ameliyat masası” is a very widely used term and suitable for translating such a term in a thriller book.

Other transposition examples will be presented under respective chapters where it is combinedly used with other procedures.

#### 4.1.2.2. Modulation

Modulation procedure involves transferring the same source message with a different perspective by changing the expression form revealing the divergence between modes of thinking in two languages (Vinay and Darbelnet, 1958/1995, p. 36 and p. 247) and is justified by both syntactic considerations and metalinguistic information (ibid., p. 246-247). According to Vinay and Darbelnet;

The regular use of modulation can be seen as the touchstone of a good translator, whereas the use of transposition simply shows a very good command of the target language (ibid., p. 246).

The main reason behind applying modulation procedure is to create a natural, suitable target language instead of only ensuring a grammatically correct text.

As in transposition, modulation may also be either **fixed** (obligatory) or **free** (optional). However, in this case the difference between these two is a matter of degree, meaning the free modulation is not completely optional but *necessary* and if it is used often enough, it may become fixed (ibid., p. 37). Translation of “Take once daily.” in a Summary of Product Characteristics as “Günde bir defa kullanılmalıdır.” may be given as an example to *free modulation* (active to passive) because it may also be correctly translated as “Günde bir defa kullanın.” Besides, translators who have a good command of both source and target languages would know how and how widely an expression is used in each language and would easily and correctly employ *fixed modulation*. For example, no good translator translates the message “Remember to call me.” as “Beni aramayı hatırla.” Correct translation would be “Beni aramayı unutma.” (negation of the opposite).

Modulation at the level of message is divided into further types which should be considered *reversible* (ibid., p. 249-254):

- Abstract for concrete (metonymy)/ From general to the particular/ From collective plural to the singular – e.g. “equipment” – “kalp monitörü”
- Explicative modulation/ Cause < > Effect/ The Means < > The Result
- The part for the whole (synecdoque) – e.g. “to drop one’s teeth” – “ağzı açık kalmak”
- One part for another (metonymy) – e.g. “to blush to the roots of one’s hair” – “kulaklarına kadar kızarmak”
- Reversal of terms – e.g. “Yes, I can sell it.” – “Evet, satın alabilirsiniz.”
- Negation of the opposite (litotes) – e.g. “It is not unlikely.” – “Olası.”
- Active to passive – e.g. “Close tightly.” – “Sıkıca kapatılmalıdır.”
- Space for time (metalepsis)
- Exchange of intervals for limits (in space and time) – In the case of time, the interval indicates a duration, the limit indicates a specific point in time.
- Change of symbol – e.g. “as like as two peas” – “bir elmanın iki yarısı”

In addition to these, Munday (2016, p. 93) notes that the difference between **servitude** and **option** is also worth highlighting. While servitude means *obligatory* transpositions or *fixed* modulations, option involves *optional* transpositions or *free* modulations where the decision for translating an utterance in a certain way mainly rests on the translator herself/himself, her/his choices based on the target audience and her/his stylistic preferences. Translators may show their own style, make themselves visible and reveal their experience by employing these optional transposition and free modulation methods. In this case study, no examples regarding the use of modulation is found in randomly selected sample set of 100 medical terms.

#### 4.1.2.3. Equivalence

Equivalence procedure is defined as describing the same *situation* with entirely different structural and stylistic expressions (Vinay and Darbelnet 1958/1995, p. 38). This procedure is generally employed translating proverbs and idioms because these are usually very culture-specific expressions and one cultural expression does not mean the same or even may not mean anything for the other. This is the reason why idioms or proverbs are not translated using *calque procedure* or *literal translation* unless the languages in question are culturally close to each other or somehow the calque has been well established in target culture over years. For example, in Turkish it is said: “Komşunun tavuğu komşuya kaz görünür” for “The apples on the other side of the wall are the sweetest”. In this case, although literal translation of English proverb into Turkish language brings similar things to mind, it is not how it is used in Turkish. In this case study, no medical terms are found which were translated using equivalence procedure.

#### 4.1.2.4. Adaptation

Vinay and Darbelnet admit that with this seventh procedure, “the extreme limit of translation” (ibid., p. 39) is reached. In *equivalence method*, a given situation is described with another expression that is used in TL for the same situation, however when there is no such situation in target culture and the translator creates a new situation that may be regarded as equivalent in TL (ibid.), *adaption* enters the picture. It is aimed that the same message be conveyed using a different situation. This method is especially highly preferred while translating the titles of movies or books, e.g. translation of Tess Gerritsen’s “Peggy Sue Got Murdered” as “Ruhundaki Zehirle Yüzleş”, or translation of Tess Gerritsen’s another romantic suspense “Whistleblower” as “Proje: Ölümcül Virüs”

by Martı Yayınları. Notwithstanding, no examples of adaptation were found in this case study.

In addition, it is worth noting that all these seven main procedures defined by Vinay and Darbelnet are applied on three planes which are: (i) the lexicon; (ii) syntactic structures; or (iii) the message (ibid., p. 27-29).

### 4.1.3. Supplementary Translation Strategies

Although there are many other techniques described by Vinay and Darbelnet, according to Munday (2016, p. 92), the following are still valid in translation theory and these were considered for analysis purposes within the scope of this case study:

#### 4.1.3.1. Amplification and Economy

This technique is used when more words are needed in the TL than the SL to convey the same opinion (Vinay and Darbelnet 1958/1995, p. 339). The purpose is emphasising the meaning of a word or overcoming a syntactic deficiency (ibid., p. 192). The antonym of this method is **economy**, which is a matter of structure (ibid. p. 193). There exist a notable number of amplification procedures used in the random sample sets as well as a lower number of economy procedures. The following are examples in *The Apprentice* for **amplification** naturally **accompanied by other translation procedures**:

- “There are more wheals,” said Isles, wiping away a smear of blood to reveal the skin. “Here, on the **lower abdomen.**” (p. 36)
- “Başka kabartılar da var” dedi Isles, derideki kurumuş kanı silerken. “Burada, **karnın alt kısmında.**” (p. 50)

The medical term “lower abdomen” was *literally* translated as “karnın alt kısmı” although borrowing might have been used for “abdomen”. In addition, because more words were needed in the TT, *amplification* was also employed for the word “lower”.

- We have an old comminuted **femoral fracture**, treated with a **surgical screw**.  
(p. 100)
- **Cerrahi vidayla** tamir edilmiş eski bir **uyluk kemiği çatlağı** var. (p. 127)

Because these two medical terms are included in the same sentence, it is considered the best to present both at this point. The adjective clause “femoral fracture” was translated as “uyluk kemiği çatlağı” using *optional transposition* -while “femoral” is an adjective “uyluk kemiği is a noun- and *literal translation* method for both words. *Amplification* technique was also used for “femoral” by expressing it with two words in the TT. The word “femoral” has the Latin suffix ‘-al’ meaning ‘related to’, and therefore, the word means ‘related to femur’. Other options for translation may be ‘femoral çatlak/kırık’ or ‘femoral fraktür’ which exclude the need to use optional transposition for the word “femoral”. The second adjective clause “surgical screw”, on the other hand, was translated as “cerrahi vida” using only *literal translation* methods for both words without using any transposition or amplification methods.

- “**Bilateral genu varum**,” she said, by now sounding quite disturbed. “Maybe fifteen degrees. I don’t know how I missed it.” (p. 103)
- “**Çift yönlü genu varum**” dedi bozguna uğramış gibi. “Belki on beş derece. Bunu nasıl kaçırdım?” (p. 129)

Another adjective clause is “bilateral genu varum” where ‘bilateral’ means ‘two-sided’ (including a Latin prefix ‘bi-’, meaning ‘double’, and a Latin-derived root), and ‘genu

varum’ means ‘bowleg’ (The Free Dictionary, <https://medical-dictionary.thefreedictionary.com/genu+varum>). The translator used *literal translation* accompanied by *amplification* technique for the first word while *borrowed* the term “genu varum”, producing “çift yönlü genu varum” as a result. In a medical context like this, the entire term could also have been borrowed and left as is, i.e. ‘bilateral genu varum’.

- Instead, she focused on the neck, on the **discoïd bruises**, visible even against the underlying **postmortem discoloration**, under both angles of the jaw. (p. 159)
- Onun yerine cesedin boynuna, çenenin altındaki, **postmortem renk değişimine** rağmen seçilebilen **disk şeklindeki morluklara** odaklandı. (p. 193)

The adjective clause “discoïd bruises” contain a Greek suffix “-oid” meaning ‘resembling to’ and in this case “discoïd” means ‘disk-shaped’. The translator used *transliteration* for “disc” and *literally* translated the suffix “-oid” while also applying *amplification* for using more words than the ST. ‘Diskoid’ may have been also preferred for “discoïd”. Additionally, literal translation was used for “bruises” producing “morluklar”. The medical term “postmortem discoloration” was translated as “postmortem renk değişimi” using a combination of methods, *borrowing*, *literal translation* and *amplification*. Although Latin term “postmortem” could also have been translated as ‘ölüm sonrası’, it is widely used in Latin in medical contexts, therefore the translator’s choice is appropriate. The reason for amplification is that more words were used for “discoloration” in the TT.

There is one example where **economy** is used in *The Apprentice*:

- If it’s severe, it can cause **shortness of breath**, cardiac problems. (p. 103)
- Bu hastalığın ileri aşamalarında **nefes darlığı** veya kalp sorunları görülebilir. (p. 130)

The medical term “shortness of breath” is generally seen in SmPCs as adverse effects and its widely used *literal translation* is “nefes darlığı” as also preferred by the respective translator. Furthermore, the use of fewer words in the TT suggests that *economy* technique was also employed.

Examples of **amplification** found in *The Sinner* are as follows:

- She resected tissue for histology, already knowing what she would see under the microscope. **Coagulation** and **necrosis**. (p. 7)
- Maura dokunun yapısını incelemek için keserken, mikroskobun altında ne göreceğini önceden biliyordu. **Pıhtılaşma** nedeniyle **doku ölümü** gerçekleşmişti. (p. 19)

Although one of the terms in this sentence is not an example for amplification, it is found appropriate to introduce it here for the sake of the second term and to avoid repeating the same sentence. The term “coagulation” was rendered into “pıhtılaşma” using *literal translation*. The context suggests an autopsy scene, but the translator did not follow the path of using transliteration and translating it as ‘koagülasyon’, which may have been more appropriate. Similarly, the translator used *literal translation* for “necrosis” and produced “doku ölümü” also using *amplification* technique. However, as in “coagulation”, the translator could have preferred using transliteration (i.e. ‘nekroz’), which may also have been more appropriate.

- She worked with serene efficiency, resecting the **thoracic viscera**, laying the freed heart on the cutting board. (p. 7)
- Maura serinkanlı ve etkin bir biçimde çalışarak **göğüs boşluğundaki iç organları** kesip çıkardı, özgür kalan kalbi kesme tahtasının üzerine koydu. (p. 18)

The adjective clause “thoracic viscera” was translated as “göğüs boşluğundaki iç organlar” using *literal translation* method as well as *amplification* technique -translating each word with more words- and a meaningful counterpart was obtained; although ‘torasik’ for “thoracic” is widely used by professionals and in written medical articles, ‘visera’ for “viscera” is not commonly preferred, therefore, translator’s choice both provides an easy to understand and accurate translation for readers and offers a medical term that may also be used by professionals.

- Instead she took out syringes to withdraw vitreous fluid for **postmortem potassium levels**. (p. 14)
- Maura bunun yerine **ölüm sonrası potasyum düzeyini** kontrol etmek için bir miktar camsı sıvıyı çekmek üzere şiringasını çıkardı. (p. 29)

A hybrid term containing both Latin and English words “postmortem potassium levels” was translated as “ölüm sonrası potasyum düzeyi” using *transliteration* (for “potassium”) and *literal translation* (for “postmortem” and “levels”) procedures, while making “levels” singular as appropriate for TL structure. Latin word “postmortem” might also have been borrowed, because it is a well-known word among professionals. However, in such a narrative sentence, literal translation also serves well. Use of *amplification* is also true for the translation of “postmortem” as “ölüm sonrası”.

- Presumptive cause of death: fatal arrhythmia **secondary to** acute myocardial infarction. (p. 32)
- Olası ölüm sebebi: Akut miyokard enfarktüsüne **bağlı olarak gelişen** ölümcül aritmi. (p. 56)

The next phrase - “secondary to [...]”- is often presented in medical texts and translated using transliteration (as “sekonder/ sekonder olarak gelişen”), however here it was translated as “[...] bağlı olarak gelişen” using *literal translation* method which is definitely a correct and appropriate translation, making it easy for readers to understand without diverging from the medical context. *Amplification* technique was also used, meaning more word in the TT were presented.

- The old **appendectomy** scar. (p. 32)
- Bedeninde eski bir **apandisit ameliyatının** yara izi vardı. (p. 57)

The term “appendectomy” involving the Greek suffix “-ectomy” which means “surgical removal or excision” was translated as “apandisit ameliyatı” applying *literal translation* as well as *amplification* by using more words in the TT. Preference of “apendektomi” in such a narrative paragraph would be redundant.

- “[...] **Retrograde amnesia** is common in head injuries.” (p. 36)
- “[...] Kafa travmalarında **geriye dönük hafıza kaybı** yaygındır.” (p. 64)

Although it might also have been translated as “retrograd amnezi” using transliteration, given that this phrase belongs to a conversation between doctors, for the phrase “retrograde amnesia”, “geriye dönük hafıza kaybı” was preferred benefitting from *literal translation* procedure as well as *amplification*.

- It’s not infectious, is it? Like **smallpox** or something? (p. 82)
- Yoksa bulaşıcı mı? **Çiçek hastalığı** filan mı? (p. 130)

“Smallpox” was translated into Turkish as its *literal* counterpart “çiçek hastalığı”. Because two words were required to be used, *amplification* is also in question.

- You flex the limb to expose the joint space, and cut through the **ligaments**.  
(p. 88)
- Birleşme yerini ortaya çıkarmak için **bağ dokuları** kesersin. (138)

While the translator might have used borrowing for this term because it is how it is used by professionals, she preferred *literal translation*, and this accordingly leads to the use of *amplification* due to the higher number of words in the TT. Because this sentence is said to a detective in order to explain a procedure, translator's choice seems appropriate.

- “Some of these remind me a little of **psoriasis**. But the distribution is all wrong. Psoriasis usually affects primarily the elbows and knees.” (p. 90)
- “Bazıları bana **sedef hastalığı**nı anımsatıyor. Ama dağılımlarında bir sorun var. Sedef hastalığı esasen dirsekleri ve dizleri etkiler.” (p. 141)

While this term might have been left as is because “psoriasis” is used among professionals, as this sentence is said to a detective, translator's choice to *literally* translate it is deemed appropriate. In addition, using more words in the TT means the use of *amplification*.

- We had to take her to the hospital for **frostbite**. (p. 136)
- **Soğuk ısırması** olmasın diye onu hastaneye götürmek zorunda kalmıştık.  
(p. 204)

This term was rendered as “soğuk ısırması” using the method of *calque*. Each word was directly translated preserving the syntactic structure, which indicates specifically a *lexical calque*. Because the target text contains more words, *amplification* technique was also used.

There is one example of **economy** technique in *The Sinner*, which may be introduced at this point:

- We're **keeping** him intubated and **under sedation**. (p. 243)
- Hastayı entübe edip **uyutacağız**. (p. 353)

The verb “to keep someone under sedation” was translated as “uyutmak” employing *literal* translation, and a notable *economy* technique, indicating that the translator used less words than the ST to express the same idea.

#### 4.1.3.2. Compensation

This method is used when a nuance cannot be placed at the same point as the original and be given at another point to maintain the overall tone (Vinay and Darbelnet, 1958/1995, p. 341). No example for compensation is found in the sample set.

#### 4.1.3.3. Gain and Loss

*Gain* occurs when *explicitation* is employed, and it is similar to compensation meaning that the translation presents a situational element which is not expressed in the source language (ibid., p. 170 and 343). Therefore, **it should be considered that gain technique was also employed every time explicitation was used in the following sentences.** *Loss* occurs when a part of message could not be reflected in the target text due to metalinguistic or structural differences between TL and SL. Such a loss may be compensated by means of borrowing or compensation (ibid., p. 345). No examples of loss technique are found in the entire sample set.

#### 4.1.3.4. Explicitation

This is a stylistic translation method involves making an expression which is implicit in the source text explicit in the target text to make it clearer and easier to understand, based on the context or the situation (ibid., p. 342). It may be claimed that wherever explicitation is used, amplification generally accompanies it, since more words would be used for clarifying something. However, amplification is not necessarily accompanied by explicitation technique, because the purpose is not making something explicit every time more words are used. There are a considerable number of instances where explicitation technique was used both in *The Apprentice* and *The Sinner* accompanied by other procedures by nature. In other words, other examples of borrowing, transliteration, literal translation, transposition, amplification and economy techniques are also presented under this category.

Examples from *The Apprentice* are provided below:

- “**Coup de gr ce,**” said Isles. With a ruler she measured the dimensions of the wound. (p. 33)
- “**Coup de gr ce**”<sup>1</sup> dedi Isles. Bir cetvelle yaranın boyunu  l t . (p. 47)

<sup>1</sup>Yaralının acısını dindirmek i in yapılan  l m vuru u. ( .n.)

The phrase “coup de gr ce” is directly borrowed from French into English. Maintaining that, the translator also *borrowed* the term into Turkish while adding a note to clarify it for readers as “Yaralının acısını dindirmek i in yapılan  l m vuru u. ( .n.)”. Therefore, it may be claimed that she also used *explicitation* technique and accordingly created a *gain* of information. Additionally, because she used more words in the TT, *amplification* technique is also applicable.

- Under **UV**, Rizzoli could now see bits of dust and a few short hairs. (p. 48)
- **UV ışığı** altında, Rizzoli toz parçaları ve birkaç kısa saç görebiliyordu şimdi.  
(p. 65)

As previously specified in the respective chapter, acronyms are one of the main characteristics of medical language, and we see that this claim is proved in our case as well, since even a randomly selected list includes a remarkable number of acronyms. One of these acronyms “UV” stands for “ultraviolet” which may be translated as “ultraviyole” with the same acronym “UV”, or may be translated as “morötesi” which has no accepted acronym. However, UV is borrowed without questioning as it is known as UV worldwide. The translator also added the word “ışığı” for clarifying or highlighting its meaning in the TL (use of both *explicitation* and *amplification*) and this preference serves the author’s intentions well regarding making the content easier to be understood. Moreover, a *gain* is also in question due to explicitation.

- I’ve got the paperwork all ready, and I’ve called the Fitchburg **E.R.** (p. 80)
- Sevk belgelerini hazırladım, Fitchburg **acil servisini** de aradım. (p. 104)

The acronym E.R., which refers to ‘Emergency Room’ has no equivalent acronym in Turkish, that should be why the translator preferred to *literally* translate it as “acil servis”. Additionally, *amplification* and *explicitation* (+ *gain*) techniques were also applied due to the fact that TT has more words and clarifies the meaning, not bothering the readers with English acronyms or non-established Turkish ones.

- She wondered what the consequences were of a postponed **cholecystectomy**—  
whatever that was. (p. 88)
- Ertelenen bir **kolesistektomi operasyonunun** sonucu ne olurdu acaba? (p. 114)

Another word containing the Greek suffix -ectomy is “cholecystectomy”. Considering that “cholecyst” means ‘gallbladder’, this term refers to the operation where the gallbladder is removed. While its translation as “kolesistektomi” using *transliteration* would be enough and accurate, the translator also applied *explicitation* -and thus *amplification*- technique to provide clarification that it is actually an operation and produced the term “kolesistektomi operasyonu” while also creating a *gain*. A simplified translation would be ‘safra kesesi ameliyatı’, if necessary, but the translator’s *explicitation* method sufficiently diminishes the need to simplify the term.

- The nurse is thinking about which **instruments** to set up, what the doctor will need. (p. 92)
- Hemşire hangi **ameliyat aletlerini** çıkaracağını, doktorun nelere ihtiyacı olacağını düşünüyordu. (p. 118)

The term “instruments” was translated as “ameliyat aletleri” adding the word “ameliyat” (surgical) with an aim to clarify and emphasise the meaning for readers. Therefore, *literal translation*, *explicitation* (accordingly *gain*) and *amplification* methods were used. The translation of this term as ‘enstrüman’ is also found in medical texts.

- “Okay! He’s got a rhythm. Sinus tach—” “**BP?**” (p. 152)
- “Tamam! Kalbi atıyor. Sinüs...” “**Kan basıncı?**” (p. 184)

The acronym “BP”, referring to ‘blood pressure’, was translated as ‘kan basıncı’ using *literal translation* method instead of being borrowed. Considering that its long version is not introduced in subsequent sentences, using *amplification* and *explicitation* (and thus *gain*) techniques may be accepted as the correct preference. Given that it is included in a

dialogue uttered in a hospital environment, not translating it as ‘tansiyon’ does also constitute a good decision.

- Rizzoli stood outside the **ICU** cubicle, debating whether to intrude. (p. 154)
- Rizzoli **yoğun bakım ünitesindeki** odanın camından odaya bakıyor, içeri girip girmemeye karar vermeye çalışıyordu. (p. 187)

Another acronym “ICU” which stands for ‘intensive care unit’ was translated as “yoğun bakım ünitesi” using *literal translation* method accompanied with *explicitation* (+ gain) and *amplification* techniques. Although this preference is totally suitable, the acronym of Turkish translation, ‘YBÜ’, might also have been used as it is a known acronym.

The examples of **explicitation** that are found in *The Sinner*’s random sample set are as follows:

- She rose stiffly to her feet and watched, exhausted, as the **EMTs inserted IVs and an endotracheal tube**, as the stretcher was loaded into the ambulance. (p. 30)
- Güçlkle ayağa kalktı ve bitkin bir halde **ilk yardım teknisyenlerinin** adama damar yolu açmalarını, **soluk borusuna bir tüp yerleştirmelerini** ve sedyeyi ambulansa yüklemelerini izledi. (p. 54)

The acronym “EMTs” was translated as “ilk yardım teknisyenleri” by applying *literal translation* method and writing its long version due to fact that it is not a commonly used acronym in Turkish, and no reader would understand what EMT (Emergency Medical Technician) or its Turkish acronym İYT stands for unless its long version is provided in a footnote or between parenthesis. In order not to interrupt the readers reading the actions evolving fast in the book, this method was appropriately preferred. Because more words

were required to be used and a more explicit translation was made, it may be concluded that *amplification* and *explicitation* (+ *gain*) techniques were also used in combination with literal translation.

The second term, deemed appropriate to be introduced at this point for the sake of the first term, “to insert [...] an endotracheal tube” is a hybrid phrase in terms of including English words as well as a Greek prefix “endo-“ and root “trachea”, and a Latin suffix “-eal”, and was translated as “soluk borusuna tüp yerleřtirmek” embracing combined methods of *literal translation*, *transliteration* and *optional transposition*, because while each word was literally rendered, the word class of “endotracheal” was not preserved; the adjective “endotracheal” was not translated as its counterpart adjective “endotrakeal” but as the noun “soluk borusuna”, making the phrase more easily understandable by laypeople. With this decision to use two words for translation, the translator applied *amplification* technique.

- “I take it you’ve done **CPR** before.” (p. 30)
- “Anladığım kadarıyla daha önce de **canlandırma** yaptınız.” (p. 54)

Another acronym “CPR” which refers to “cardiopulmonary resuscitation” was translated as “canlandırma”; it may be said that *literal translation* and *economy* methods were used to translate the long version. Despite the use of economy, still the translation is more explicit than the ST for readers, therefore, it may be claimed that *explicitation* and accordingly *gain* technique were also applied. Indeed, it may have been translated as “kardiyopulmoner resusitasyon” but it would sound awkward considering that Isles is talking to a priest, i.e. a layperson. However, another less technical term “kalp masajı” might also have been used.

- He took down the skull films and put up the **CT scans**. (p. 38)
- Sutcliffe kafatası filmlerini panodan indirip **tomografi çekimlerini** astı. (p. 67)

The term “CT scans” was translated as “tomografi çekimleri” despite the fact that CT (for computed tomography) means “bilgisayarlı tomografi”. However, as Tess Gerritsen added the long version in the subsequent sentence, this *economy* may be compensated in the next sentence. Despite the use of economy technique, the translator also aimed to explicit the word (*explicitation + gain*) for laypeople preferring the long version of the acronym. Moreover, “çekimler” was preferred instead of “taramalar” for the word “scans”, which may still be evaluated as a *literal translation*. Although it may be regarded as an acceptable translation, “BT taramaları” might also have been used because a hospital environment is in question and BT is a well-known acronym.

- “You sure you don’t want me to drive you to the **ER**?” (p. 112)
- “Seni **acil servise** götürmemi istemediğinden emin misin?” (p. 171)

The acronym “ER” that stands for “Emergency Room” was translated as “acil servis” using *literal translation* of its long version, as well as applying *amplification* and *explicitation (+ gain)* techniques. Because most laypeople are not likely to know ER acronym in Turkish, and there is no equivalent acronym in Turkish, translator’s preference is appropriate.

- “She’s trying to pull out the **ET tube**!” a nurse said. (p. 173)
- Hemşirenin biri, “**Endotrakeal tüpü** çıkarmaya çalışıyor!” (p. 256)

The adjective clause “ET tube” was translated as “endotrakeal tüp” as the translator maintained her attitude against acronyms and preferred to write the long version using *transliteration method* for both words. Because “ET” is not a well-known acronym by

laypeople and borrowing it and leaving a footnote would probably impair the readers' attention, the translator's translation may be evaluated as acceptable. Use of *explicitation* for "ET" is also appropriate in this sense, creating a *gain* of information. Furthermore, this clause was used by a nurse in a hospital environment, supporting the translator's choice of not simplifying it as 'soluk borusu tüpü'.

- "PVCs," the nurse said. "I'm seeing PVCs!" (p. 174)
- Hemşire, "**Prematür ventriküler kasılmalar**" dedi. "Kasılmalar görüyorum!"

The acronym "PVCs" stand for 'premature ventricular contractions'. Because the author did not present its long version in the subsequent sentences, the translator must have had to look for what it might mean, leveraging other events included in the respective dialogue. This adjective clause was translated as "prematür ventriküler kasılmalar" using *literal translation* method as well as *transliteration* for words "premature" and "ventricular". Also, because more words were used to convey the message in the TL and a more explicit translation was made, *amplification* and *explicitation* (+ *gain*) were also employed.

- "Get that bed rail down. Come on, come on, let's start **compressions**." (p. 175)
- "Yatak çerçevelerini indirin. Hadi, hadi, **göğüs kompresyonlarına** başlayalım." (p. 258)

The word "compressions" was translated as "göğüs kompresyonları" adding the word "göğüs" with an aim to make it clearer and more explicit, indicating that the translator applied *explicitation* technique, and also *amplification* technique for using more words than the ST. For "compressions", on the other hand, *transliteration* method was used. Considering that Tess Gerritsen notes that she both wanted her characters to sound like

professionals and her readers to understand what is happening (Lyle, 2009, para. 10), it may be claimed that this translation serves well for her purposes. For this term, it may also be considered that a *gain* is in question due to the use of explicitation, which brings to mind Vinay and Darbelnet's (1958/1995, p. 169) opinions about gain, stating "good translators do not only translate the words but the thoughts behind the words and in order to do this they constantly refer to the context and the situation."

- Maura walked into the **ICU**, past monitors pulsing with green heart tracings, past nurses who stood whispering outside curtained patient cubicles. (p. 177)
- Maura **yoğun bakım ünitesine** girerek, kalp atışlarını gösteren yeşil çizgilerle dolu monitörlerin ve perdeli bölmelerin dışında durup fısıldaşan hemşirelerin yanından geçti. (p. 262)

The acronym "ICU" stands for "intensive care unit" and it was translated as "yoğun bakım ünitesi". Although, YBÜ is a well-known acronym in Turkish, translator chose to *literally* translate the long version, probably considering there might be laypeople who do not know what YBÜ stands for and will not feel like taking a break and looking it up. Besides, *amplification* and *explicitation* (+ *gain*) methods were also accordingly used because more words are used in the TT and a clearer expression was presented.

- Ventricular fibrillation. **DC cardioversion** at 300 joules. (p. 180)
- Ventriküler fibrilasyon. 300 jul ile **doğru akımlı kardiyoversiyon**. (p. 266)

The phrase "DC cardioversion" including an acronym and a Greek root "cardi" was translated as "doğru akımlı kardiyoversiyon" using *amplification* (using more words than the ST) and *explicitation* (a more explicit and clarified translation creating a *gain*) for "DC" as well as *obligatory transposition* (changing a noun -direct current- to an adjective

-doğru akımlı- in order to produce an acceptable translation in Turkish) and using *transliteration* for “cardioversion” by re-spelling the word as appropriate to Turkish. Given that “DC” is not a very well-known acronym especially for laypeople, the translator’s choice at this point seems suitable.

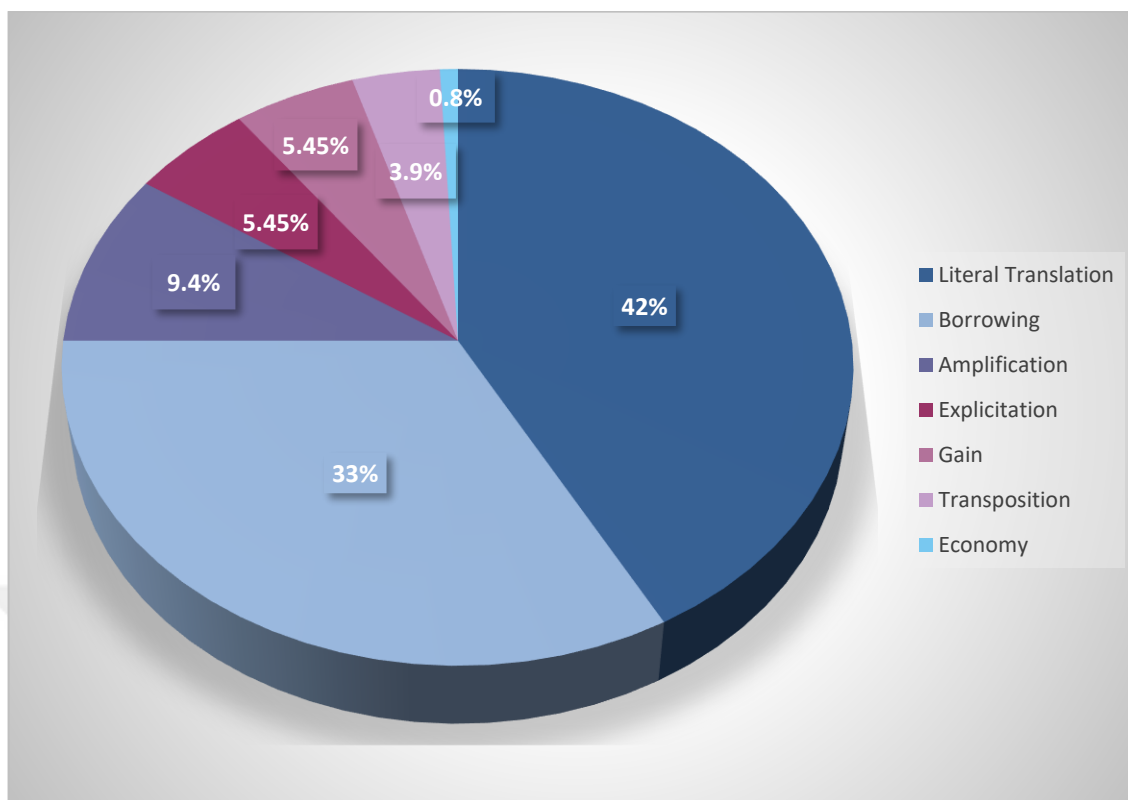
#### **4.1.3.5. Generalization**

This method involves the translation of a specific term by a more general term (Vinay and Darbelnet, 1958/1995, p. 343). No examples of generalization are detected in the sample sets.

As a result of this detailed review and analysis, the following results for *The Apprentice* are obtained:

1. A total of 128 procedures were applied for 93 individual words (50 medical terms/units of translation) indicating a common use of multiple procedures for a single word.
2. The procedure that is used the most is “literal translation”, applied for 54 words individually.
3. Descending frequency regarding the use of procedures are as follows: Literal translation (54 times), Borrowing (19 times Borrowing + 23 times Transliteration), Amplification (12 times), Explication (7 times), Gain (7 times), Transposition (4 times Optional and 1 time Obligatory), and Economy (1 time).

For analysis purposes, transliteration is calculated within borrowing procedure as a specific type of it. Distribution of procedures and techniques used by Begüm Kovulmaz for translating the medical terms in question may be seen more clearly in the following pie chart.



**Figure I. Percentage of Procedures Used in *Çırak***

The use of direct translation prevails the use of oblique translation procedures as expected. Hypotheses are also proved to be correct with literal translation applied the most, and borrowing procedure following it. Furthermore, the use of amplification and explication (+ gain) has also notable percentages, as anticipated.

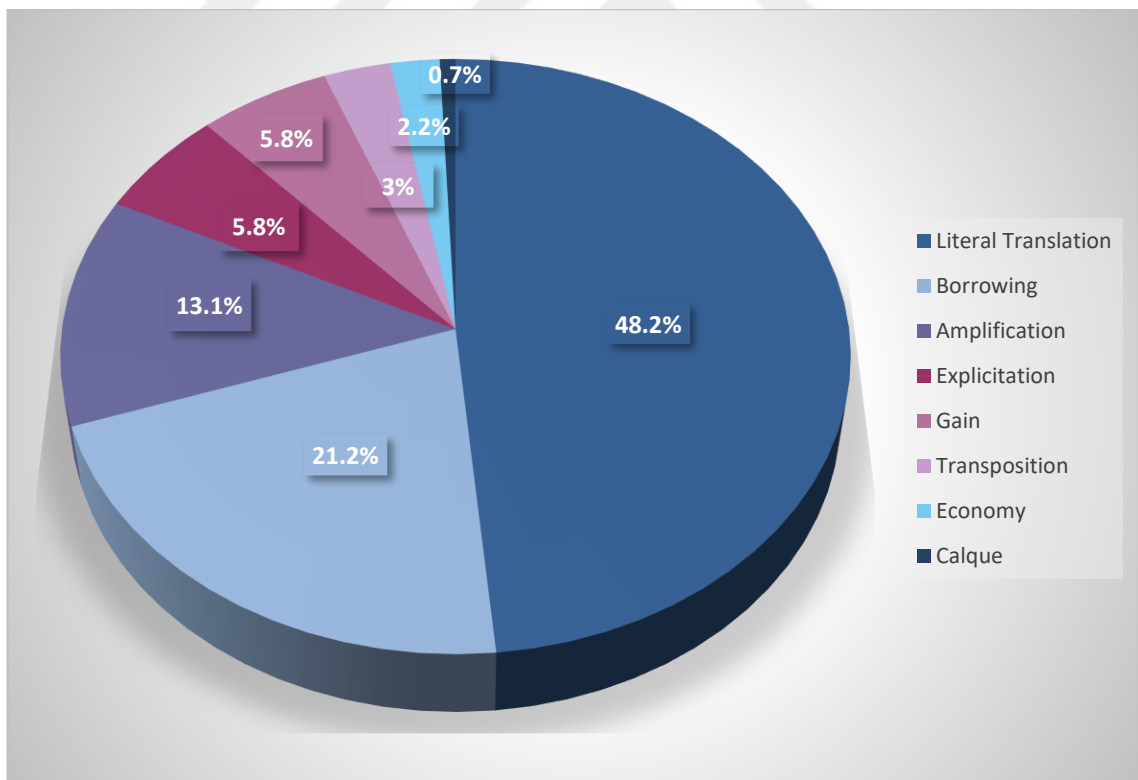
The results obtained from this detailed review and analysis for the translation of medical terms in *The Sinner* are as follows:

1. A total of 137 procedures were applied for 92 individual words (50 medical terms/units of translation) demonstrating a common use of multiple procedures for a single word.
2. The procedure that is used the most is “literal translation”, as is the case in the first sample set, applied for 66 words individually.

3. Descending frequency regarding the use of procedures are as follows: Literal translation (66 times), Borrowing (9 times Borrowing + 20 times Transliteration), Amplification (18 times), Explication (8 times), Gain (8 times), Transposition (2 times Optional and 2 times Obligatory), Economy (3 times) and Calque (1 time).

This list follows the same order as the first case study, only with changing instances and an addition of the use of calque procedure. However, here, the use of literal translation is well ahead.

Distribution of procedures and techniques used by Güneş Becerik Demirel in the translation of the medical terms in question is given in the pie chart below for a clearer understanding.



**Figure II. Percentage of Procedures Used in *Günahkâr***

In this figure, dominance of literal translation is clearer as being preferred at a great rate. The other half consists of seven other procedures or techniques that were adapted. 70.1% of the chart is covered by only direct translation procedures.



## DISCUSSION AND CONCLUSION

### DISCUSSION

Given that the language of medicine may pose challenges for translators because of its unique features, the idea of reviewing the medical content in medical thrillers are even more exciting. As a former physician, Tess Gerritsen's most books including Rizzoli&Isles series draw attention with their credible and rich medical contents. Therefore, two Rizzoli&Isles books have been regarded as appropriate to examine the translation of medical terms.

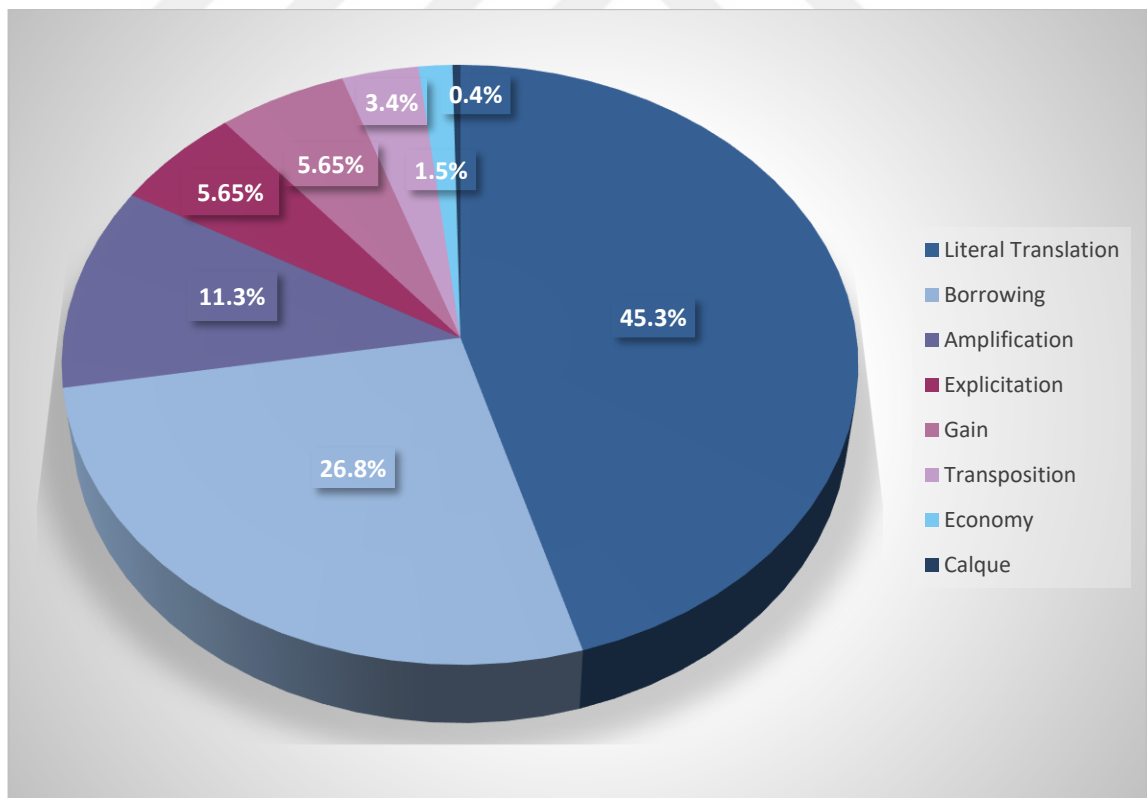
In Chapter 4, medical terms randomly selected out of all which have been detected in *The Apprentice* and *The Sinner* have been analysed. The aim of reviewing medical terms in these medical thrillers has been to identify the methods applied for translational purposes in light of Vinay and Darbelnet's translation procedures, while detecting the mostly used procedures and their respective percentages to highlight tendencies of the translators. In line with Vinay and Darbelnet's suggestion to embrace literalness to the extent permitted by the target language and the context, it has been also explored if translators follow this prescription.

The case study covered in Chapter 4 focuses on the approaches adopted by Begüm Kovulmaz and Güneş Becerik Demirel while translating the medical terms in *The Apprentice* and in *The Sinner*, respectively. Firstly, Kovulmaz's preferences for each individual word included in each randomly selected medical term (out of 350 terms in total) have been classified in accordance with translation procedures of Vinay and Darbelnet, which covers seven main procedures as well as other seven supplementary techniques, constituting the theoretical limitation of this thesis. Main procedures are divided into two fundamental categories: Direct and Oblique translation procedures. Each

category has respective sub-categories, namely Borrowing, Calque and Literal Translation in Direct translation procedures, and Transposition, Modulation, Equivalence and Adaptation in Oblique translation procedures. Supplementary translation techniques, on the other hand, include amplification, economy, compensation, gain, loss, explicitation and generalisation. In this case study, it has been demonstrated that *literal* translation - sub-category of direct translation procedures- is the method used the most by the translator with a percentage of 42%, while being applied for 54 individual words. *Borrowing* (including transliteration) follows it with a percentage of 33%, applied for 42 individual words. The other procedures employed are amplification for 12 (9.4%), explicitation for 7 (5.45%), gain for 7 (5.45%), transposition for 5 (3.9%) and economy for 1 (0.8%) individual word(s). Secondly, 50 medical terms have been randomly selected out of 414 terms in total from Becerik Demirel's translation of *The Sinner*. The same attitude for analysing medical terms has been maintained. As a result, similar outcomes have been obtained, which demonstrates that literal translation under direct translation procedures is the mostly applied method and borrowing (including transliteration) is the second most commonly used procedure. Specific results for this analysis is as follows: *Literal* translation used for 66 individual words (48.2%), *borrowing* for 29 individual words (21.2%), amplification for 18 individual words (13.1%), explicitation for 8 individual words (5.8%), gain for 8 individual words (5.8%), transposition for 4 individual words (3%), economy for 3 individual words (2.2%) and calque for 1 individual word (0.7%). It should be specified that the use of literal translation is more intense in this sample set, having a notable difference from the next common procedure; i.e. borrowing.

Results obtained from both case studies are comparable in spite of different translators. Literal translation and borrowing procedures are signally the mostly used methods, indicating Vinay and Darbelnet's literalness prescription can be followed for medical contents, and aforementioned translators also have abided by it. This fact supports the idea that direct translation methods are generally applicable for medical terms and it is a good practice to shore them up with supplementary techniques. Only calque procedure has been detected at a very low rate, implying that the use of calque is not an established practice for medical terms.

If the following pie chart showing the combined percentages specified for both source books is to be reviewed, the intense use of direct translation methods may be seen more clearly.



**Figure III. Total Percentage of Procedures Used for Both Books**

It is obvious that literal translation is the most commonly used procedure, which may be attributed to the fact that the case study has been performed on thriller books that blend informative texts with fictional narratives and are intended to be read mostly by laypeople, interested in such topics but not professionals. This may explain why borrowing is ranked the second but not the first, as borrowing is highly expected in purely informative medical texts written by or for current or prospective professionals. Readers of such thrillers are generally passionate about completing book series such as *Rizzoli&Isles*, and they have a certain expectation about the way the characters speak or think. However, it should be remembered that these readers are not healthcare professionals or medical students - although it is highly possible that this genre appeal them- which means they cannot know every acronym or every device, procedure and for what purpose a drug is used for. While it is important to be understood, general conventions such as the requirement of borrowing a drug's name (as applicable) or not inventing new words should also be followed. The dominant use of literal translation and the high percentage of borrowing procedure suggest that translators simplified certain acronyms, Latin or Greek words, or operations as well as following established conventions, and avoiding undermining the professionalism of characters, which is also an indicator of the author's professionalism. Indeed, it cannot be claimed that in informative medical texts only borrowing procedures should be used. On the contrary, literal translation is also highly used in such contents, and in certain cases it may even be the only method to follow. Therefore, the prevailing use of literal translation procedure should not be construed as if translators are motivated solely to simplify the source text or they drift away from the medical context. Notwithstanding, because Tess Gerritsen generally explains medical terms describing them with different and simpler words, and thus, she encourages translators to embrace

borrowing and transliteration procedures, as applicable, the use of these procedures at a greater rate would not cause any problems for readers.

As it may also be interpreted from the chart above, there are certain procedures or techniques covered in this thesis but not applied by translators, while considering these results are limited to analysis of 100 randomly selected medical terms chosen from two books. Despite being applicable for medical contents, absence of modulation procedure is notable. However, it must be remembered that the probability of the use of modulation procedure might be higher if source texts were instructional medical texts instead of thriller books, and if not only medical terms were analysed. In addition to modulation, equivalence and adaptation procedures have not been detected as well. Considering these procedures are related to expression of situations, this finding is not very surprising within the scope of this case study.

On the contrary, the moderate use of transposition requires attention. The fact that translators correctly applied obligatory transpositions as well as suitably preferring optional ones for certain terms may suggest that both translators have a good command of target language and they produce acceptable translations appropriate for Turkish language structure.

Among supplementary translation techniques, three of them, namely amplification, explicitation and, inseparable companion of explicitation, gain, have been found at remarkable percentages. Literal translation generally requires more words than the ST, especially for words with Latin or Greek affixes. Because while the original is only a word such as “femoral”, its literal translation -i.e. uyluk kemiği ile ilgili/uyluk kemiğine ilişkin- naturally consists of more words. This may be one of the reasons why amplification is ranked as the third commonly used procedure. Besides, translators may feel compelled to

clarify some terms which leads us to the use of explicitation and gain. This outcome shows that especially when the target audience is not professionals but laypeople in general, supplementary techniques may be efficiently adopted in order to clarify or simplify the meaning of the message. However, caution should be exercised not to overuse these to avoid drifting away from the atmosphere and the medical reality the author intended to create. In our case study, because the use of borrowing procedure is also high enough, it may be suggested that both translators managed to preserve the credibility and to reflect the medicine-related environments and events.

Another technique that has been resorted is economy. Despite not being at a very high rate, the adoption of economy may simply show that translators attempted to explicit certain terms, generally acronyms, but also tried not to disrupt the fluency, and thus, removed one or more words and aimed to maintain the fast-paced actions for the respective readers.

By contrast with these aforementioned supplementary techniques which were used at notable rates, certain supplementary techniques, namely loss, compensation and generalisation, were not found in the sample sets.

In addition to identifying procedures used, a number of mistakes made by the translators of the aforementioned books have also been detected and presented to lead the respective readers of this thesis correctly.

Furthermore, last but not the least, other possible translations along with contexts in which they may be introduced have been expressed with an intend to guide the translators further and to minimise the mistakes potentially made during translation of medical terms. Notwithstanding, in order to increase the level of understanding of medical language, an

analysis method as to divide words into their prefixes, suffixes and roots has also been suggested. This method will help translators to make informed decisions regarding translation of medical terms.

These results should be taken into account when a challenging situation is encountered during translation of medical texts, and similar procedures used by translators, or offered methods should be embraced as applicable.

### CONCLUSION

As a highly specialised and venerable field, medicine requires caution in every aspect of it, including its related translations. Features of the medical language itself, namely the used a high number of Latin and Greek roots and affixes, acronyms and eponyms, contribute to its challenges. As a considerably delicate field, medical translation comes with its limitations. However, despite its restrictions laying down requirements such as not inventing new words, maintaining accuracy, and not making unnecessary interpretations, medical translation still offers a great number of preferences depending on translators, among other factors. In this thesis, a case study has been used to analyse these preferences made by translators Begüm Kovulmaz and Güneş Becerik Demirel in translations of Tess Gerritsen's *The Apprentice* and *The Sinner*, respectively. Translation of medical terms have been scrutinised and classified under Vinay and Darbelnet's translation procedures. Because combined use of procedures is common, many medical terms include the use of two or more procedures and techniques. Therefore, every effort has been made to ensure each example is directly listed under respective category although it is not possible for all. In such cases, care has been exercised not to give any examples containing the use of any procedures that are not covered before. Based on the

analysis performed on a total of **100** random medical terms selected among **764** medical terms extracted, the following research questions of this thesis are answered:

1. Which procedures and techniques as defined by Vinay and Darbelnet (1958/1995) were applied in translations of medical terms included in Tess Gerritsen's *The Apprentice* and *The Sinner*?
2. To what extent translators apply direct translation methods for medical terms, as prescribed by Vinay and Darbelnet?
3. What other options are available and appropriate for translating the selected medical terms in this or more informative contexts, as applicable?

As a result of the Case Study addressed in Chapter 4, it has been found that, in a descending frequency, literal translation, borrowing (including transliteration), amplification, explicitation, gain, transposition and economy procedures have been used in translating medical terms in *The Apprentice*. Their use of percentage is as follows:

- Literal translation – 42%, for 54 individual words;
- Borrowing (including transliteration) – 33%, for 42 individual words;
- Amplification – 9.4%, for 12 individual words;
- Explicitation – 5.45%, for 7 individual words;
- Gain – 5.45%, for 7 individual words;
- Transposition – 3.9%, for 5 individual words;
- Economy – 0.8%, for 1 individual word.

It should be noted that many instances have been observed, where multiple procedures have been applied to one single word. These results answer both the first and the second research questions, indicating that the translator followed the prescription of applying

mostly direct translation methods, as much as allowed by the context and the TL. Literal translation and borrowing procedures account for 75% of all procedures used, highlighting the answer of the second research question. On the other hand, there are no examples of calque use.

In the case study, the same methodology has also been applied to the medical terms selected from *The Sinner*. And comparable results have been obtained. The results show the use of following procedures, in a descending frequency:

- Literal translation – 48.2%, for 66 individual words;
- Borrowing (including transliteration) – 21.2%, for 29 individual words;
- Amplification – 13.1%, for 18 individual words;
- Explication – 5.8%, for 8 individual words;
- Gain – 5.8%, for 8 individual words;
- Transposition – 3%, for 4 individual words;
- Economy – 2.2%, for 3 individual words;
- Calque – 0.7%, for 1 individual word.

These results support the findings of *The Apprentice* analysis and may be construed in the same manner as answering the first and the second research questions. Literal translation and borrowing procedures are highly responsible for more than half of all procedures employed and single use of calque draws attention. Whilst the percentage of literal translation is higher than the percentage in *The Apprentice*, the opposite is true for borrowing percentages. In this book, borrowing was applied for 29 individual words compared to 42 words in *The Apprentice*. Other percentages are more similar between source books.

In addition, combined percentages regarding the use of procedures in both books are also calculated to provide a clearer picture, and they are as follows:

Literal translation represents 45.3% with a great difference from even the second most commonly used procedure. It accounts for nearly half of all procedures used. Borrowing is found in 26.8% of all procedures, while amplification in 11.3% and explicitation and gain in 5.65%, each. The other less applied procedures are used in 3.4% (transposition), 1.5% (economy) and 0.4% (calque).

The case study reveals that oblique translation procedures of modulation, equivalence and adaptation and supplementary translation techniques including compensation, loss, and generalisation have not been used in the examined sample set, and thus, their probability to be used in the translation of medical thrillers may be considered lower.

These combined results, more significantly, show that translators achieved to overcome the dilemma posed by medical language, medical thrillers as source texts and features of the target audience. These outcomes also highlight that translators generally take the target audience into consideration because they demonstrate that the translators could preserve the medical jargon using borrowing procedures and, in certain situations, literal translation. They also managed not to bother readers with lots of acronyms or highly technical terms by literally translating the long versions of acronyms or using literal translation procedure for words with Latin or Greek affixes. Furthermore, translators benefitted from transposition procedures to produce accurate and fluent texts in Turkish as well as supplementary techniques to properly clarify or highlight some terms. Although readers of medical thriller genre are knowledgeable in medical contents to some extent, they do not expect a target text full of technical terms such as a medical article. It is critical for readers to understand how the events evolve and about what medical examiners or

physicians are talking. In this sense, simplifying or clarifying certain terms enhances the fluency and appeals the readers. However, in opposition to this argument, it may also be suggested borrowing procedures might have been used at a slightly higher rate claiming it would not cause any problems for the target audience. Based on Tess Gerritsen's intentions, it is a good practice not to distort the jargon of her characters. Consequently, despite all, all translation-related decisions made by both translators created translations that readers would gladly read without even putting them down, of course also thanks to the great talent of the author herself.

Furthermore, the third question is answered during analysis of each selected term in the case study by offering other possible translations, providing an analysis method as to divide Latin or Greek words into their roots and affixes and pointing out certain mistakes that should be taken into consideration.

However, because this thesis is limited to translation of Tess Gerritsen's *The Apprentice* and *The Sinner*, although there is a high number of medical terms within the random sample sets, further studies are required to provide a more comprehensive understanding of approaches adopted by medical thriller translators. Different authors, translators and publishers may be studied to compare with the results of this thesis.

## BIBLIOGRAPHY

- Azmi, M. N. L. (2015). East meets west: the reader response theory in thriller fictions. *Procedia-Social and Behavioral Sciences*, 174, 58-63.
- Bintz, W. P., & Ciecierski, L. M. (2017). Hybrid text: An engaging genre to teach content area material across the curriculum. *The Reading Teacher*, 71(1), 61-69.
- Byrne, J. (2006). *Technical Translation: Usability Strategies for Translating Technical*. Netherlands: Springer.
- Catford, J. C. (1965). *A linguistic theory of translation*. Oxford: Oxford University Press.
- Chandler, D. (1997). An introduction to genre theory. Retrieved from: [http://faculty.washington.edu/farkas/HCDE510-Fall2012/Chandler\\_genre\\_theoryDFAnn.pdf](http://faculty.washington.edu/farkas/HCDE510-Fall2012/Chandler_genre_theoryDFAnn.pdf)
- Charpy, J. P. (2014). Medical thrillers: doctored fiction for future doctors?. *Journal of Medical Humanities*. Springer Science+Business Media New York. 35(4), 423-434.
- Devitt, A. J. (2004). *Writing genres*. Carbondale, Southern Illinois: SIU Press.
- Erten, A. (2007). *Tıp Terminolojisi ve Tıp Metinleri Çevirisi*. 2<sup>nd</sup> Ed. Ankara: Seçkin Yayıncılık.
- Fischbach, H. (1962). Problems of medical translation. *Bulletin of the Medical Library Association*, 50(3), 462-472.
- Fischbach, H. (1986). Some Anatomical and Physiological Aspects of Medical Translation: Lexical equivalence, ubiquitous references and universality of

subject minimize misunderstanding and maximize transfer of meaning. *Meta: journal des traducteurs/Meta: Translators' Journal*, 31(1), 16-21.

Gerritsen, T. (2002). *The Apprentice*. (1<sup>st</sup> Ed.) New York: Ballantine Books.

Gerritsen, T. (2002/2018). *Çırak*. (1<sup>st</sup> Ed.) (B. Kovulmaz, Trans.). İstanbul: Doğan Kitap.

Gerritsen, T. (2003). *The Sinner*. (1<sup>st</sup> Ed.) New York: Ballantine Books.

Gerritsen, T. (2003/2018). *Günahkâr*. (1<sup>st</sup> Ed.) (G. Becerik Demirel, Trans.). İstanbul: Doğan Kitap.

Gerritsen, T. (2017). About Tess Gerritsen. Retrieved: 08.11.2018 from <http://www.tessgerritsen.com/about-tess/>

Ghosh, S., & Chaudhuri, S. (2015). Chronicles of Gerhard-Henrik Armauer Hansen's life and work. *Indian journal of dermatology*, 60(3), 219-221.

Heiter, E. (2016). Meet Your Heroes: Tess Gerritsen. Retrieved: 13.03.2019, from <http://www.tessgerritsen.com/about-my-career-as-a-novelist-screenwriter-composer-and-now-filmmaker/>

Huber, W. (2008). Historical remarks on Martin Kirschner and the development of the Kirschner (K)-wire. *Indian journal of plastic surgery: official publication of the Association of Plastic Surgeons of India*, 41(1), 89. Retrieved: 15.04.2019, from <https://www.ncbi.nlm.nih.gov/pmc/articles/PMC2739562/>

Joshi, M. (2014). *English Word Power Series. Vol. 17. Dictionary of Root Words: Greek and Latin Roots*. CreateSpace Independent Publishing Platform.

Jóskowska, K., & Grabarczyk, Z. (2013). Greek and Latin in medical terminology. *Medical Research Journal*, 1(2), 41-52.

- Karwacka, W. (2015). Medical translation. In Bogucki Ł, Goźdz-Roszkowski S., Stalmaszczyk P. (Eds.), *Ways to Translation*. Łódź, Poland: Wydawnictwo Uniwersytetu Łódzkiego. 271-298.
- Lakasing, E. (2013). Famous British Medical Pioneers - The History of Medical Innovation. Sir Thomas Lewis (1881 - 1945). Retrieved: 21.04.2019, from <https://www.totalhealth.co.uk/healthy-interests/famous-british-medical-pioneers-history-medical-innovation>
- Lange B. and Dirksen K.-L.B. (2014). Imaging. In L. M. Hove et al. (Eds.). *Distal Radius Fractures*. Springer-Verlag Berlin Heidelberg. 71-82.
- Lee-Jahnke, H. (2005). Teaching medical translation: an easy job?. *Panace*, 6(20), 81-84.
- Lyle, D. P. (2009). Tess Gerritsen Talks Medical Thrillers. Retrieved: 17.03.2019, from <https://writersforensicsblog.wordpress.com/2009/05/29/tess-gerritsen-talks-medical-thrillers/>
- McMorrow L. (1998). Breaking the Greco-Roman Mold in Medical Writing: The Many Languages of 20th Century Medicine. In Fischbach H. (Ed.) *Translation and Medicine*. Amsterdam / Philadelphia: John Benjamins. 13-28.
- Molina, L., & Hurtado Albir, A. (2002). Translation techniques revisited: A dynamic and functionalist approach. *Meta: journal des traducteurs/Meta: Translators' Journal*, 47(4), 498-512.
- Munday, J. (2016). *Introducing translation studies: Theories and applications*. Milton and NY: Routledge.

- Newmark, P. (1979). A layman's view of medical translation. *British medical journal*, 2(6202), 1405-1407.
- Newmark, P. (1988). *A textbook of translation*. 66. New York: Prentice Hall.
- Odacıoğlu, M. C., & Çoban, F. (2017). Tıp Metinlerinin Çevirisinde Çevirmenlerin Kullanabilecekleri Yöntem ve Stratejiler. *International Periodical for the Languages, Literature and History of Turkish or Turkic*, 12(22), 545-558.
- Raffel, D. (2015). Tess Gerritsen: This Doctor's Best Work Is on Paper. Retrieved: 23.02.2019, from <https://www.healio.com/hematology-oncology/physicians-life/news/online/%7Bb280b7ab-a861-4f00-963a-1f64297c18ca%7D/tess-gerritsen-this-doctors-best-work-is-on-paper>
- Shafik, A. and Elseesy W. R. (2003). Medicine in Ancient Egypt. In H. Selin (Ed.) *Medicine Across Cultures: History and Practice of Medicine in Non-Western Cultures*. Great Britain: Kluwer Academic Publishers, 27-47.
- Statkutė, K. (2014). *Translation Strategies Used in Translating Tess Gerritsen's Medical Thrillers: Paulina Kruglinskienė's translation of the Novel The Surgeon and Jonas Čėponis' Translation of the Novel Life Support* (Master Thesis, Vytautas Magnus University, Kaunas). <https://vb.vdu.lt/object/elaba:2124996/>
- Süzer, Ö. (2009). Histamin ve Serotonin Analogları, Antagonistleri; Ergot Alkaloidleri. Retrieved: 19.04.2019, from [http://www.onersuzer.net/eski/pdf/tr/19\\_Histamin\\_serotonin\\_ergot.pdf](http://www.onersuzer.net/eski/pdf/tr/19_Histamin_serotonin_ergot.pdf)
- Tess Gerritsen. (n.d.). *Famous Authors*. Retrieved: 07.11.2018, from <https://www.famousauthors.org/tess-gerritsen>

The Free Dictionary. (n.d.). <https://medical-dictionary.thefreedictionary.com/genu+varum>

Transliteration Transcription Translation (1975, p. 254-256). In *Essays of an Information Scientist*, 2(16). Retrieved: 13.04.2019, from <http://www.garfield.library.upenn.edu/essays/v2p254y1974-76.pdf>

Vinay, J. P., & Darbelnet, J. (1958/1995). *Comparative stylistics of French and English: A methodology for translation*. (J. C. Sager and M. J. Hamel, Trans. and Eds.). Amsterdam and Philadelphia: John Benjamins Publishing.

Wulff, H. R. (2004). The language of medicine. *Journal of the Royal Society of Medicine*, 97(4), 187-188.

Yapijakis, C. (2009). Hippocrates of Kos, the father of clinical medicine, and Asclepiades of Bithynia, the father of molecular medicine. *in vivo*, 23(4), 507-514.

**APPENDIX 1: ALL MEDICAL TERMS FOUND IN *THE APPRENTICE***

	<b>Source Text</b>	<b>Target Text</b>
1	[...] with [...] orthodontically straightened teeth p. 104	ortodontik tedaviyle dişleri düzeltilen p. 131
2	10 cc syringe p. 58	10 cc'lik enjektör p.78
3	a collection of blood p. 196	kan toplanması p. 237
4	a disarticulated rib p. 102	eklem yerinden ayrılmış bir kaburga p. 129
5	abdomen p. 69	karın p. 91
6	abdominal incision p. 72	karın kesiği p. 94
7	abnormal bone and cartilage formation p. 103	anormal kemik ve kıkırdak oluşumu p. 130
8	abnormality p. 69	anormallik p. 90
9	adrenaline p. 36	adrenalin p. 51
10	amalgam restoration p. 102	amalgam dolgu p. 128
11	ambient temp p. 58	çevre ısısı p. 78
12	an adrenocortical steroid p. 68	adrenokortil bir steroid p. 89
13	an EKG p. 220	EKG çizgisi p. 266
14	anatomy p. 36	anatomi p. 50
15	anesthetist p. 90	anestezi uzmanı p. 116
16	antecubital vein p. 78	antekubital damar p. 101
17	appendectomy p. 86	apendektomi p. 111
18	appendix p. 80	apandis p. 104
19	Archipallium p. 279	Archipallium p. 336
20	arm bones p. 98	kol kemikleri p. 125
21	artery p. 15	atardamar p. 25
22	arthritic changes p. 101	eklem iltihabına bağlı değişimler p. 128
23	ATR analysis p. 113	ATR analizi p. 141
24	ATR p. 113	ATR p. 141
25	Attenuated Total Reflection p. 113	Azaltılmış Toplam Yansıma p. 141
26	autopsy p. 62	otopsi p.82
27	autorad p. 132	otorad p. 163
28	autoradiogram p. 133	otoradyogram p. 163
29	bacterial breakdown of blood p. 58	kandaki bakterilerin parçalanması p. 78
30	bag of I.V. solution p. 91	serum torbası p. 116
31	bandage p. 79	bandaj p. 102
32	bilateral genu varum p. 103	çift yönlü genu varum p. 129
33	bilateral genu varus p. 103	çift yönlü genu varus p. 130
34	bilateral thyroid horn fractures p. 70	çift yönlü tiroit kıkırdağı çatlakları p. 92
35	bladder p. 278	idrar torbası p. 335
36	blood pressure p. 68	kan basıncı p. 89
37	blood sample p. 69	kan örneği p. 90
38	blood smear p. 68	kan lekesi p. 89
39	blood sugar p. 68	kan şekeri p. 89
40	blood to be surgically drained p. 196	kanın ameliyatla alınması p. 237

**APPENDIX 1: ALL MEDICAL TERMS FOUND IN *THE APPRENTICE***

41	blood vessels p. 58	kan damarları p. 78
42	body fluids p. 24	beden sıvıları p. 36
43	bone development p. 104	kemik gelişimi p. 131
44	bone fragments p. 24	kemik parçaları p. 36
45	bone growth p. 68	kemik gelişimi p. 89
46	bony deformities p. 104	kemiklerdeki deformasyon p. 131
47	bowed legs p. 103	çarpık bacak p. 130
48	bowel sounds p. 79	bağırsak sesleri p. 103
49	bowels p. 278	bağırsaklar p. 335
50	BP p. 152	kan basıncı p. 184
51	brain matter p. 9	beyin parçaları p. 19
52	brand name p. 68	ticari isim p. 89
53	breastbone p. 103	göğüs kemiği p. 130
54	breastbone p. 98	göğüs kemikleri p. 125
55	calcium metabolism p. 104	kalsiyum metabolizması p. 131
56	canine p. 100	kanin p. 127
57	capillaries p. 277	damarlar p. 334
58	cardiac monitor p. 220	kalp monitörü p. 266
59	cardiac problems p. 103	kalp sorunları p. 130
60	cardiac rhythm p. 155	kalp ritmi p. 188
61	carnissial teeth p. 100	köpek dişleri p. 127
62	carotid artery p. 78	karotid atardamarı p. 101
63	carotid p. 15	şahdamarı p. 25
64	carpals p. 100	karpal p. 127
65	case p. 8	vaka p. 18
66	Category Test p. 197	Kategori Testi p. 237
67	catheter p. 91	sonda p. 116
68	cause of death p. 246	ölüm sebebi p. 297
69	cell line p. 133	hücre çizgisi p. 164
70	cells p. 68	hücreler p. 89
71	childhood amnesia p. 202	çocukluk amnezisi p. 244
72	cholecystectomy p. 88	kolesistektomi operasyonu p. 114
73	clamps p. 273	mengeneler p. 330
74	complete blood count p. 78	tam kan sayımı p. 102
75	composition of [...] blood p. 68	kan bileşimi p. 89
76	condition p. 103	rahatsızlık p. 130
77	corpse p. 58	ceset p. 77
78	cotton swab p. 71	pamuklu çubuk p. 93
79	coup de grâce p. 33	coup de grâce [Yaralının acısını dindirmek için yapılan ölüm vuruşu. (ç.n.)] p. 47
80	CPR p. 151	kalp masajı p. 184
81	cranium p. 101	kranium p. 101
82	cranium p. 58	kafatası p. 77
83	crime lab p. 71	adli tıp laboratuvarı p. 93

**APPENDIX 1: ALL MEDICAL TERMS FOUND IN THE APPRENTICE**

83	crime lab p. 71	adli tıp laboratuvarı p. 93
84	crown work p. 70	kaplama p. 92
85	CT scan p. 196	tomografi p. 237
86	cutaneous arteriolar dilatation p. 35	arteriyel damar genişlemesi p. 49
87	Decadron p. 68	Decadron p.89
88	defibrillator paddles p. 152	elektroşok cihazının pedalları p. 184
89	dental X-rays p. 274	diş röntgenleri p. 330
90	dexamethasone p. 68	deksametazon p.89
91	differential white count p. 69	akyuvar sayısı p. 90
92	discoïd bruises p. 159	disk şeklindeki morluklar p. 193
93	disk-shaped bruises p. 58	halka şeklinde morluklar p.78
94	distal banding p. 47	distal kuşak p. 64
95	DNA fragments p. 133	DNA parçaları p. 163
96	DNA ladder p. 133	DNA merdiveni p. 164
97	DNA p. 44	DNA p. 61
98	DNA strand p. 133	DNA dizisi p. 163
99	DNA synthesis p. 68	DNA sentezi p. 89
100	doses of drugs p. 92	ilaç dozları p. 118
101	E.R. p. 80	acil servis p. 104
102	ejaculation p. 72	ejekülasyon p. 95
103	EKG monitor p. 152	EKG monitörü p. 184
104	endotracheal tube p. 155	endotrakeal tüp p. 188
105	epiphyseal fusion p. 101	epifizyal birleşme p. 128
106	epithelial cell p. 46	epitelyal hücre p. 63
107	epithelial cells p. 44	epitel hücreler p. 61
108	erythema p. 35	eritem p. 49
109	Ex-Lax p. 225	müshil p. 271
110	external exam p. 70	dış muayene p. 91
111	eyelash p. 58	kırpık p. 78
112	eyelid p. 58	gözkapağı p. 78
113	fatal hemorrhage p. 15	ölümcül kanama p. 25
114	femoral fracture p. 100	uyruk kemiği çatlağı p. 127
115	femur p. 103	femur kemiği p. 130
116	fertility p. 68	doğurganlık p. 89
117	fingerprints p. 274	parmak izleri p. 330
118	flare p. 35	kırmızılık p. 49
119	fluid retention p. 68	sıvı tutumu p. 89
120	fluid-filled blisters p. 69	sıvı dolu kabarcıklar p. 91
121	forensics p. 81	adli tıp p. 106
122	fracture of the left thyroid horn p. 160	sol tiroit kırırdağında çatlak p. 193
123	frontal disinhibition syndrome p. 197	frontal disinhibisyon sendromu p. 238
124	frontal lobes of one's brain p. 196	beynin frontal lobları p. 237
125	frontal lobes p. 197	frontal loblar p. 237

**APPENDIX 1: ALL MEDICAL TERMS FOUND IN *THE APPRENTICE***

126	frontal lobotomy p. 197	frontal lobotomi p. 238
127	funnel chest p. 103	huni biçimli göğüs p. 130
128	genes p. 133	genler p. 163
129	genetic profile p. 134	genetik profil p. 165
130	genitals p. 36	cinsel organ p. 50
131	genu varum p. 103	genu varum p. 130
132	glucocorticoids p. 68	glukokortikoidler p. 89
133	gold crown p. 70	altın kaplama p. 92
134	granular stippling p. 69	granüler noktalanma p. 90
135	gray matter p. 6	gri madde p. 15
136	grotesque posture p. 17	grotesk poz p. 27
137	gutta percha canal fillings p. 102	gutaperka kanal dolgusu p. 129
138	Halstead-Reitan Battery p. 197	Halstead-Reitan Test Bataryası p. 237
139	headaches p. 206	baş ağrıları p. 249
140	heart attack p. 155	kalp krizi p. 188
141	heart rate p. 92	kalp atışları p. 118
142	heartbeat p. 225	kalp atışları p. 271
143	hemorrhaging p. 196	iç kanama p. 237
144	hormone p. 69	hormon p. 90
145	human body p. 68	insan bedeni p. 89
146	hyoid p. 100	hiyoid kemiği p. 127
147	I.V. tubing p. 222	serum tüpleri p. 268
148	ICU p. 154	yoğun bakım ünitesi p. 187
149	iliac crests p. 101	iliak kanatlar p. 128
150	immunity p. 68	bağışıklık p. 89
151	incisors p. 101	kesici dişler p. 128
152	infection p. 68	enfeksiyonlar p. 89
153	infrared microspectroscopy p. 113	kızılötesi mikrospektroskopi p. 141
154	infrared radiation p. 113	kızılötesi radyasyon p. 141
155	injury p. 68	yaralar p. 89
156	instrument tray p. 92	alet tepsi p. 118
157	instruments p. 69	enstrüman p. 91
158	instruments p. 92	ameliyat aletleri p. 118
159	intact neurons p. 199	hasar görmemiş nöronlar p. 240
160	intermediate care unit p. 220	ara bakım birimi p. 266
161	introitus p. 71	introitus p. 93
162	IR characteristics p. 113	kızılötesi özellikler p. 141
163	jawbone p. 99	çene kemiği p. 125
164	jugular vein p. 78	juguler damar p. 101
165	L-2/L-3 p. 100	L-2/L-3 omurgaları p. 127
166	lab technician p. 207	laboratuvar teknisyeni p. 249
167	labia p. 71	labya p. 93
168	lack of vitamin D p. 104	D vitamini eksikliği p. 131
169	laparotomy p. 95	laparotomi p. 121
170	laparotomy set p. 95	laparotomi aletleri p. 121

**APPENDIX 1: ALL MEDICAL TERMS FOUND IN *THE APPRENTICE***

171	laryngoscope p. 152	laringoskop p. 184
172	left carotid artery p. 246	sol karotid atardamar p. 297
173	left carotid artery p. 33	sol karotid arter p. 47
174	left jugular p. 33	sol jugular p. 47
175	left jugular vein p. 246	sol juguler damar p. 297
176	left shoulder p. 71	sol omuz p. 93
177	leukocytes p. 68	lökositler p. 89
178	Lewis Triple Response p. 35	Lewis'in Üçlü Yanıtı p. 49
179	liver p. 58	ciğer p.78
180	livor mortis p. 15	livor mortis p. 25
181	long bones p. 100	uzun kemikler p. 127
182	love of the dead p. 80	ölüvecilik p. 105
183	lower abdomen p. 36	karnın alt kısmı p. 50
184	lumbar spine p. 100	omurga p. 127
185	lungs p. 15	ciğerler p. 25
186	M.E. p. 62	adli tıp p.82
187	magnetic resonance imaging p. 197	manyetik rezonans görüntüleme p. 237
188	malnutrition p. 104	yetersiz beslenme p. 131
189	mandible p. 102	çene kemiği p. 128
190	manual strangulation p. 159	elle boğulmak p. 193
191	massive hemorrhage p. 246	kan kaybı p. 297
192	medicines p. 67	ilaçlar p. 88
193	membranes p. 58	zar p. 78
194	metal pole p. 91	serum askısı p. 116
195	microbial p. 79	mikrobiyal p. 102
196	microscope p. 68	mikroskop p. 89
197	milligrams p. 67	miligram p. 88
198	molar p. 102	azıdişi p. 129
199	monitor p. 92	monitör p. 118
200	motile sperm p. 159	hareketli sperm p. 192
201	MRI p. 197	MR p. 237
202	multilobed nuclei p. 69	çok loblu çekirdek p. 90
203	multiple injuries p. 100	çoklu yaralar p. 127
204	muscle development p. 68	kas gelişimi p. 89
205	muscle p. 160	kas p. 193
206	muscles p. 36	kaslar p. 51
207	musculature p. 15	kaslı beden p. 25
208	nausea p. 6	mide bulantısı p. 15
209	neck bones p. 100	boyun kemikleri p. 127
210	necrophilia p. 80	nekrofil p. 105
211	nervous system p. 36	sinir sistemi p. 51
212	neurologic abnormalities p. 206	nörolojik anomaliler p. 249
213	neurologically p. 279	nörolojik açıdan p. 337
214	neuro-muscular control p. 35	nöromusküler kontrol p. 50
215	neuropsychiatric evaluation p. 197	nöropsikolojik değerlendirme p. 237

**APPENDIX 1: ALL MEDICAL TERMS FOUND IN *THE APPRENTICE***

216	neuropsychiatrist p. 279	nöropsikiyatri uzmanı p. 337
217	neutrophils p. 69	nötrofiller p. 90
218	nourishing flow of blood p. 277	kan akışı p. 334
219	O.R. nurse p. 90	ameliyat hemşiresi p. 116
220	operating rooms p. 88	ameliyat odaları p. 114
221	palate shape p. 101	damak şekli p. 128
222	pathologist p. 171	patoloji uzmanı p. 205
223	pathology p. 101	patoloji p. 128
224	pectus excavatum p. 102	pektus ekskavatum p. 129
225	pelvic peritoneum p. 160	pelvik periton p. 193
226	pelvis p. 101	leğen kemiği p. 128
227	periapical series p. 70	periapikal dizi p. 92
228	perineum p. 71	apış arası p. 93
229	peritonitis p. 80	peritonit ağrısı p. 104
230	phalanges p. 100	parmak kemikleri p. 127
231	pharmacy p. 221	eczane p. 267
232	pill p. 67	hap p. 88
233	plastic tube p. 91	plastik tüp p. 116
234	postmortem changes p. 47	postmortem değişimler p.64
235	postmortem discoloration p. 159	postmortem renk değişimi p. 193
236	psychotic p. 81	psikotik p. 106
237	puncture site p. 78	iğne deliği p. 102
238	purge fluid p. 69	tahliye sıvısı p. 91
239	rectal swab p. 71	rektal örnek p. 93
240	red spots p. 35	kızarıklık p. 49
241	retractor p. 273	retraktör p. 330
242	ribs p. 98	kaburgalar p. 125
243	ricketts p. 103	raşitizm p. 131
244	right shoulder p. 71	sağ omuz p. 93
245	rigor mortis p. 17	rigor mortis p. 27
246	Rohypnol p. 170	Rohypnol p. 204
247	root canals p. 102	kanal tedavisi p. 128
248	sacrum p. 101	kuyruksokumu kemiği p. 128
249	samples p. 133	örnekler p. 164
250	scalp p. 33	kafa p. 47
251	scalpel p. 34	neşter p. 48
252	scapula p. 100	skapula p. 127
253	semen p. 113	sperm izi p. 153
254	sexual abuse p. 81	cinsel saldırı p. 105
255	sexual organs p. 36	cinsel organ p. 50
256	shinbones p. 103	kaval kemikleri p. 130
257	shortness of breath p. 103	nefes darlığı p. 130
258	silver amalgam fillings p. 70	gümüş amalgam dolgu p. 92
259	skull fragment p. 6	kafatası parçası p. 15

**APPENDIX 1: ALL MEDICAL TERMS FOUND IN *THE APPRENTICE***

260	skull p. 99	kafatası p. 125
261	slides p. 71	lamlar p. 93
262	soft tissue p. 101	yumuşak dokular p. 128
263	spectra of light p. 113	ışık spektrumu p. 141
264	sperm p. 72	sperm p. 94
265	spinal cord unit p. 278	omurga felci ünitesi p. 335
266	spinous processes p. 101	omurga p. 128
267	stable p. 155	sabitlenmiş p. 188
268	Steinman pin p. 100	Steinman çivisi p. 127
269	sternum p. 102	göğüs kemiği p. 129
270	sternum p. 103	sternum p. 130
271	sternum p. 71	göğüs kemiği p. 93
272	stethoscopes p. 219	stetoskoplar p. 265
273	stomach p. 69	mide p. 90
274	stretcher p. 17	sedye p. 27
275	stroke p. 214	kalp krizi p. 257
276	stroke-numbed hand p. 8	felç yüzünden hissizleşen el p. 18
277	subdural hematoma p. 196	subdural hematoma p. 237
278	superficial fascia p. 160	yüzeysel fasya p. 193
279	supraorbital ridges p. 101	supraorbital çıkıntılar p. 128
280	suprapubic angle p. 101	suprapubik açı p. 128
281	surgical pin p. 103	ameliyat pimi p. 129
282	surgical pins p. 98	ameliyat çivileri p. 125
283	surgical screw p. 100	cerrahi vida p. 127
284	surgically fused p. 98	ameliyatla birleştirilmiş p. 125
285	symptoms p. 79	semptomlar p. 103
286	syringe p. 58	şırınga p. 78
287	systolic p. 152	sistolik değer p. 185
288	systolic pressure p. 88	sistolik basınç p. 114
289	that circulates in one's veins p. 207	damarlarda dolaşan p. 249
290	thigh p. 36	üst bacak p. 50
291	throats p. 97	gırtlaklar p. 123
292	thyroid cartilage p. 33	tiroid kartilaj p. 47
293	tibia p. 103	tibia kemiği p. 130
294	tibias p. 102	tibialar p. 129
295	ticker p. 225	sayaç p. 271
296	tissue samples p. 274	doku örnekleri p. 330
297	tissues p. 58	dokular p. 77
298	to be drawn from one's vein p. 69	damarından alınmak (kan örneği) p. 90
299	to be extubated p. 219	ekstübe edilmek p. 266
300	to be hypothermic p. 11	hipotermi geçirmek p. 21
301	to be in full rigor p. 15	cesedin sertleşmesi p. 25
302	to be in V-tach p. 152	ventriküler taşikardi geçirmek p. 184
303	to be malnourished p. 104	yetersiz beslenmek p. 131
304	to be quadriplegic p. 274	iki ayağı ve iki kolu felç olmak p. 331

**APPENDIX 1: ALL MEDICAL TERMS FOUND IN *THE APPRENTICE***

305	to be transacted p. 33	enlemesine kesilmek p. 47
306	to be unconscious p. 11	bilinci yitirmek p. 21
307	to be under anesthesia p. 91	anestezi altında olmak p. 117
308	to bring someone down p. 36	bilinç kaybına yol açmak p. 50
309	to cut an [...] incision p. 71	kesik açmak p. 93
310	to do wet prep p. 71	yaş preparasyon yapmak p. 93
311	to insert an I.V. line p. 152	serum takmak p. 184
312	to pass the physical p. 225	fiziksel testi geçmek p. 271
313	to pick up the stomach flu p. 10	mideyi üşütmek p. 19
314	tongue depressor p. 33	dil bastırıcı p. 47
315	torso p. 6	gövde p. 15
316	tourniquet p. 78	turnike p. 101
317	tracheal penetration p. 33	trakeal kesiği p. 47
318	tracheal ring p. 34	trakeal halka p. 48
319	Trotter-Gleiser estimate p. 103	Trotter-Gleiser tahmini p. 130
320	twenty-gauge needle p. 58	iğne p. 78
321	UV p. 48	UV ışığı p. 65
322	vacutainer tube p. 78	vacutainer tüpü p. 101
323	vagina p. 71	vajina p. 93
324	vaginal smear p. 71	vajinal smear p. 93
325	Valium p. 221	Valium p. 267
326	variable numbers of tandem repeats p. 133	değişken sayıda ardışık tekrar p. 163
327	vascular permeability p. 35	damar geçirgenliği p. 49
328	veins p. 58	damarlar p.78
329	venous blood p. 78	toplardamar kanı p. 101
330	ventilator p. 179	solunum cihazı p. 216
331	vertebrae p. 98	omurga kemikleri p. 125
332	vertigo p. 268	baş dönmesi p. 322
333	vials of thiopental p. 92	tiyopental tüpleri p. 117
334	vitreous fluid p. 58	göz sıvısı p. 78
335	vitreous potassium p. 58	vitreus potasyum p. 77
336	VNTR profile p. 133	VNTR profili p. 163
337	vocal cords p. 152	ses telleri p. 184
338	V-shaped punctures p. 100	V şeklindeki sıyrıklar p. 127
339	water pills p. 225	tansiyon ilacı p. 271
340	wheals p. 35	kabarcıklar p. 49
341	wheals p. 35	kabartılar p. 49
342	white blood cell count p. 79	akyuvar sayımı p. 103
343	white blood cell differential p. 68	akyuvar diferansiyel kan sayımı p. 89
344	white blood cells p. 68	beyaz kan hücreleri p. 89
345	white blood cells p. 69	akyuvar p. 90
346	windpipe p. 15	soluk borusu p. 25
347	Wisconsin Card Sort Test p. 197	Wisconsin Kart Eşleme Testi p. 237
348	X ray p. 197	röntgen p. 237

**APPENDIX 1: ALL MEDICAL TERMS FOUND IN *THE APPRENTICE***

349	Y incision p. 71	Y kesigi p. 93
350	Y-incision p. 159	Y-kesigi 193



**APPENDIX 2: ALL MEDICAL TERMS FOUND IN *THE SINNER***

	<b>Source Text</b>	<b>Target Text</b>
1	a [...] physical p. 108	fiziksel muayene p. 166
2	a bout of schizophrenia p. 98	şizofreni eğilimi p. 152
3	a pelvic p. 42	pelvik muayene p. 73
4	a sample of one's DNA p. 194	DNA örneği p. 287
5	a swab p. 102	sürüntü p. 158
6	abdomen p. 59	karın p. 98
7	acid-fast bacilli p. 143	aside dirençli basiller p. 214
8	acute inflammatory cells p. 140	akut inflamatuvar hücreler p. 210
9	acute inflammatory p. 140	akut inflamatuvar p. 209
10	acute p. 82	akut p. 130
11	advanced gum disease p. 144	ilerlemiş dişeti hastalığı p. 215
12	airway resistance p. 173	solunum yolu basıncı p. 256
13	allergic to Penicillin p. 36	Penisiline alerjisi olmak p. 63
14	ALS p. 59	ALS p. 98
15	amputations p. 80	(elleri ve ayakları) kesilmek p. 128
16	an acute myocardial infarction p. 32	akut miyokard enfarktüsü p. 56
17	anatomical findings p. 32	anatomik bulgu p. 56
18	anemia p. 108	kansızlık p. 166
19	anencephalic p. 107	anensefalik p. 165
20	anencephalic p. 107	anensefali p. 165
21	anesthesiologist p. 37	anestezi uzmanı p. 64
22	anesthetic p. 106	anestezi ilacı p. 164
23	angry eruption p. 80	iltihaplı döküntü p. 127
24	ankle p. 80	ayak bileği p. 127
25	antiarrhythmics p. 179	aritmi düzenleyiciler p. 264
26	antibiotics p. 151	antibiyotik p. 226
27	appendectomy p. 32	apandisit ameliyatı p. 57
28	arcus senilis p. 89	yaşlılık halkası p. 140
29	arrhythmia p. 7	aritmi p. 19
30	arterial pressure p. 80	atardamar basıncı p. 128
31	arteries and veins p. 91	atar ve toplardamarlar p. 143
32	arthritic (hands) p. 17	romatizmalı (eller) p. 34
33	arthritic p. 26	eklemleri kireçlenen p. 47
34	asthmatic p. 60	astımlı (kişi) p. 99
35	atrophic changes p. 88	atrofik kayıplar p. 139
36	auditory hallucinations p. 98	işitsel halüsinasyonlar p. 153
37	autoimmune disease p. 139	bağışıklık sistemi hastalığı p. 209
38	autopsy p. 16	otopsi p. 33
39	bacteria growing p. 140	bakteri üremesi p. 209
40	bacteria p. 140	bakteri p. 209
41	bacterial cultures p. 139	bakteriyel kültürler p. 209
42	bacterial p. 90	bakteri kaynaklı p. 141
43	baggy eyes p. 87	göz altı torbaları p. 137
44	Betadine p. 106	Betadine p. 164

**APPENDIX 2: ALL MEDICAL TERMS FOUND IN *THE SINNER***

45	birth defect p. 107	doğum kusuru p. 165
46	bladder p. 227	mesane p. 331
47	bleeding into the brain p. 14	beyin kanaması p. 29
48	bloc removal p. 43	blok rezeksiyonu p. 74
49	blood [...] chemistries p. 219	kan [...] tahlili sonuçları p. 319
50	blood count p. 108	kan testi p. 166
51	blood tests p. 103	kan testleri p. 159
52	blood vessels p. 140	kan damarları p. 209
53	bone atrophy p. 143	kemik atrofisi p. 215
54	bony resorption p. 89	kemik erimesi p. 140
55	bony tissue p. 143	kemik dokusu p. 215
56	BP p. 180	tansiyon p. 265
57	brain activity p. 176	beyin aktivitesi p. 260
58	breastbone p. 6	göğüs kemiği p. 18
59	bridge of the nose p. 145	burun köprüsü p. 217
60	buttocks p. 32	kalçalar p. 57
61	calf p. 80	baldır p. 127
62	cancer p. 90	kanser p. 141
63	cancers' shrinking on their own p. 100	kanserlerin kendi kendine küçülmesi p. 155
64	cardiac arrest p. 179	kalp krizi p. 264
65	cardiac enzymes p. 219	kardiyak enzimleri p. 319
66	cardiac leads p. 221	kılavuz kablolar p. 323
67	cardiac monitor p. 175	kalp monitörü p. 258
68	cardiogram p. 219	kalp elektrosu p. 320
69	carotid pulse p. 36	karotis nabız p. 64
70	carpal bones p. 87	karpal kemikleri p. 138
71	cause of death p. 219	ölüm sebebi p. 319
72	cell counts p. 219	hücre sayımları p. 319
73	cells p. 107	hücre p. 165
74	cheekbone p. 81	elmacikkemiği p. 129
75	chest compressions p. 30	kalp masajı p. 54
76	chest films p. 87	göğüs filmleri p. 138
77	cholera p. 75	kolera p. 120
78	chronic p. 82	kronik p. 130
79	clamps p. 241	kelepçe p. 350
80	claustrophobia p. 227	klostrofobi p. 331
81	clinician p. 109	klinik uzman p. 168
82	coagulation p. 7	pıhtılaşma p. 19
83	Code Blue p. 180	Mavi Kod p. 266
84	Codeine p. 117	Kodein p. 178
85	codes p. 179	kalp krizleri p. 264
86	compressions p. 175	göğüs kompresyonları p. 258
87	computerized axial tomography p. 38	bilgisayarlı tomografi p. 67
88	conception p. 100	döllenme p. 156

**APPENDIX 2: ALL MEDICAL TERMS FOUND IN *THE SINNER***

89	congenital p. 37	kalıtsal durum p. 65
90	contaminant p. 139	bir bulaşan türü p. 209
91	coronary care unit p. 181	koroner ünitesi p. 268
92	CPR p. 103	kalp masajı p. 159
93	CPR p. 30	canlandırma p. 54
94	CT scans p. 38	tomografi çekimleri p. 67
95	curved suture needle p. 106	kıvrımlı dikiş iğnesi p. 164
96	DC cardioversion p. 180	doğru akımlı kardiyoversiyon p. 266
97	defibrillator paddles p. 175	defibrilatör paletleri p. 259
98	dental X rays p. 89	diş röntgeni p. 140
99	diagnosis p. 87	teşhis p. 136
100	diaphragm p. 37	diyafram p. 65
101	diatoms p. 107	diyatom p. 165
102	DNA p. 100	DNA profili p. 156
103	Dopamine drip p. 173	Dopamin serumu p. 256
104	Dopamine p. 179	Dopamin p. 264
105	dosages p. 180	doz p. 266
106	drug [...] screen p. 179	ilaç taraması p. 264
107	drug reaction p. 179	ilaç alerjisi p. 264
108	drug reaction p. 90	ilaç reaksiyonu p. 141
109	drug's being injected into [...] p. 175	ilacın enjekte edilmesi p. 259
110	dural tear p. 35	dural yırtık p. 61
111	edema p. 140	ödem p. 209
112	EEG p. 178	EEG p. 263
113	egg p. 100	yumurta p. 156
114	EKG monitor station p. 181	EKG monitörleri p. 268
115	EKG p. 178	EKG p. 263
116	elbow joint p. 13	dirsek eklemi p. 28
117	elbows p. 90	dirsekler p. 141
118	electron microscopy p. 90	elektron mikroskobu p. 142
119	emphysema p. 201	amfizem p. 295
120	EMTs p. 30	ilk yardım teknisyenleri p. 54
121	endometrium p. 45	iç zar p. 77
122	ER p. 112	acil servis p. 171
123	erythema nodosum leprosum p. 186	eritema nodosum leprosum p. 274
124	erythema nodosum p. 140	eritema nodosum p. 210
125	ET tube p. 173	endotrakeal tüp p. 256
126	ET tube p. 180	ET tüpü p. 265
127	external genitalia p. 45	dış genitaler p. 77
128	extremities p. 90	kollarla bacaklar p. 141
129	eye sockets p. 142	göz çukuru p. 213
130	facial bruising p. 12	yüzdeki çürükler p. 27
131	fat p. 6	yağ p. 18
132	fatal arrhythmia p. 32	ölümcül aritmi p. 56
133	feeding stations p. 72	besleme istasyonları p. 116

**APPENDIX 2: ALL MEDICAL TERMS FOUND IN *THE SINNER***

134	fertile p. 111	doğurgan p. 170
135	fetal position p. 157	cenin pozisyonu p. 234
136	fetus p. 105	fetüs p. 162
137	fibrous circle p. 140	fibroz halka p. 210
138	fine crack p. 38	ince çatlak p. 66
139	Fite-Faraco stains p. 140	Fite-Faraco boyaması p. 209
140	flexor muscles p. 187	bükücü kaslar p. 275
141	forearm p. 90	ön kol p. 142
142	formalin p. 126	formalin p. 189
143	fractures p. 188	kırıklar p. 277
144	fragments of bone p. 11	kafatası parçaları p. 25
145	frostbite p. 136	soğuk ısırması p. 204
146	gangrene p. 150	kangren p. 224
147	genitals p. 105	genital organ p. 162
148	genitals p. 43	genital organlar p. 74
149	Gram stain p. 140	Gram boyaması p. 209
150	gray matter p. 11	beyin dokusu p. 26
151	hairs [...] on [...] pubis p. 89	pubik kıllar p. 140
152	Hansen's disease p. 144	Hansen hastalığı p. 216
153	hard palate p. 144	damak p. 216
154	head injuries p. 36	kafa travmaları p. 64
155	head scans p. 35	kafa taramaları p. 62
156	heart attack p. 7	kalp krizi p. 19
157	heart p. 7	kalp p. 18
158	heart rhythm p. 173	kalp ritmi p. 256
159	heartbeat. P. 37	kalp atışı p. 65
160	hematoxylin and eosin stain of the skin p. 140	hematoksilen ve ezoin ile boyanmış kesit p. 210
161	history of hypertension p. 32	yüksek tansiyon geçmişi p. 56
162	hormones p. 109	hormonlar p. 168
163	human cranium p. 38	kafatası p. 67
164	hyperventilation p. 35	hiperventilasyon p. 61
165	ICU p. 177	yoğun bakım ünitesi p. 262
166	ICU p. 34	Acil Servis Birimi p. 61
167	idiopathic p. 140	idiyopatik p. 210
168	immune cells p. 140	bağışıklık sistemi p. 210
169	impacted wisdom tooth p. 142	gömülü yirmilik diş p. 213
170	indigestion p. 7	hazımsızlık p. 19
171	infarction p. 7	kriz p. 19
172	infection p. 145	enfeksiyon p. 217
173	infectious p. 82	bulaşıcı p. 130
174	infiltration by granulocytes p. 140	granülosit infiltrasyonu p. 209
175	inflammatory changes p. 140	inflamatuvar değişiklikler p. 209
176	inflammatory disorder p. 90	inflamatuvar hastalık p. 142
177	intensive care unit p. 172	yoğun bakım ünitesi p. 255

**APPENDIX 2: ALL MEDICAL TERMS FOUND IN *THE SINNER***

178	intensive care unit p. 34	acil servis birimi p. 60
179	internist p. 36	iç hastalıkları uzmanı p. 63
180	intracranial pressures p. 35	kafa içi basıncı p. 61
181	intravenous p. 35	damardan verilen p. 61
182	irreversible brain damage p. 178	geri dönüşü olmayan beyin hasarı p. 263
183	irreversible coma p. 219	geri dönüşümsüz koma p. 319
184	IV bags p. 180	serum torbaları p. 266
185	IV full bore p. 174	damar yolu vanası p. 258
186	IV Lidocaine drip p. 180	Lidocaine serumunun hızı p. 266
187	IV lines p. 36	damar yolu p. 63
188	IV ports p. 175	damar yolları p. 259
189	IVs p. 221	damar yolları p. 323
190	jawbone p. 142	çene kemiği p. 214
191	joints p. 39	eklemler p. 68
192	joules p. 180	jul p. 266
193	kidneys p. 107	böbrekler p. 165
194	lacerations p. 11	kesikler p. 25
195	Lasix p. 35	Lasix p. 61
196	lean muscle p. 7	ince kaslar p. 18
197	left temporal bone p. 157	sol temporal kemik p. 234
198	left ventricular wall p. 7	sol karıncık duvarı p. 19
199	leper p. 145	cüzamlılar p. 217
200	leprosy bacillus p. 150	cüzam mikrobu p. 224
201	leprosy p. 144	cüzam p. 217
202	lesions p. 80	lezyonlar p. 127
203	leukemic infiltrates p. 143	lösemik infiltrasyonlar p. 214
204	ligaments p. 88	bağ dokular p. 138
205	liver p. 45	karaciğer p. 77
206	lividity p. 12	ölüm lekesi p. 27
207	Lou Gehrig's disease. p. 59	Lou Gehrig'in hastalığı p. 98
208	lungs p. 45	akciğer p. 77
209	lungs p. 7	akciğerler p. 18
210	Mannitol p. 35	Mannitol p. 61
211	maxillary bone p. 144	üst çene kemiği p. 215
212	medical complications p. 36	tıbbi komplikasyon p. 63
213	medical examiner p. 30	adli tabip p. 54
214	medical history p. 36	tıbbi geçmiş p. 64
215	medical supplies p. 130	tıbbi malzeme p. 194
216	meningeal artery p. 74	beyin zarı atardamarı p. 119
217	mental status p. 180	bilinç durumu p. 265
218	micro-abscesses p. 140	mikro-çıbanlar p. 209
219	monitors p. 173	monitörler p. 256
220	morgue p. 39	morg p. 68
221	mucosa p. 43	mukoza p. 74

**APPENDIX 2: ALL MEDICAL TERMS FOUND IN *THE SINNER***

222	multiple skull fractures p. 14	çoklu kafatası kırıkları p. 29
223	muscle fibers p. 42	kas lifleri p. 73
224	muscle p. 82	kas dokusu p. 130
225	mycobacterium leprae p. 145	mycobacterium laprae p. 217
226	myocardial infarction p. 7	miyokard enfarktüsü p. 19
227	nasal spine p. 143	burun kemiği p. 215
228	necrosis p. 7	doku ölümü p. 19
229	needle p. 106	iğne p. 164
230	neural tube p. 107	nöral tüp p. 165
231	neurological damage p. 35	nörolojik hasar p. 61
232	neurologically p. 36	nörolojik açıdan p. 63
233	neurosurgeon p. 35	beyin cerrahı p. 61
234	nodules p. 80	nodüller p. 127
235	O.R. p. 36	operasyon p. 63
236	operating table p. 241	ameliyat masası p. 350
237	operative report p. 35	ameliyat raporu p. 61
238	OR nurse p. 243	ameliyat hemşiresi p. 353
239	organs p. 220	organlar p. 320
240	orifices to be swabbed p. 40	deliklerinden doku örnekleri alınması p. 71
241	orthopedic surgery p. 43	ortopedik cerrahi birimi p. 74
242	pancreas p. 45	pankreas p. 77
243	pancreatic cancer p. 99	pankreas kanseri p. 155
244	pathologist p. 18	patolog p. 36
245	pelvic bloc excision p. 45	pelvik blok rezeksiyonu p. 77
246	pelvic organs p. 43	pelvik bölgedeki organlar p. 75
247	pelvis p. 42	pelvis p. 73
248	peri-apical series p. 144	periapikal çekim p. 215
249	pericardial sac p. 91	perikardiyal kese p. 143
250	pericardial tamponade p. 91	perikardiyal tamponad p. 144
251	perineum p. 43	perine bölgesi p. 74
252	peripheral nerves p. 150	periferik sinir sistemi p. 224
253	physical therapy p. 193	fizik tedavi p. 285
254	pneumonia p. 72	zatürree p. 116
255	pockets of hemorrhage p. 39	kanama odakları p. 68
256	portable chest film p. 37	seyyar göğüs filmi p. 65
257	postmortem potassium levels p. 13	ölüm sonrası potasyum düzeyi p. 29
258	pregnancy test p. 109	hamilelik testi p. 168
259	pressure of blood p. 39	kan basıncı p. 69
260	prolonged cerebral anoxia p. 219	serebral oksijen yetersizliği p. 319
261	pruning shears p. 6	budama makası p. 18
262	psoriasis p. 90	sedef hastalığı p. 141
263	psychotic p. 74	psikozlu p. 119
264	pubic bone p. 43	pubik kemiği p. 75
265	pulmonary edema p. 212	akciğer ödemi p. 310

**APPENDIX 2: ALL MEDICAL TERMS FOUND IN *THE SINNER***

266	pulse p. 11	nabız p. 26
267	pupillary reactions p. 178	gözbebeği tepkileri p. 263
268	PVCs p. 174	prematür ventriküler kasılmalar p. 258
269	PVCs p. 174	kasılmalar p. 258
270	radius p. 87	radyan p. 138
271	radius p. 87	radyan kemiği p. 138
272	rash p. 82	kızarıklıklar p. 130
273	recession p. 144	resesyon p. 215
274	rectal temperature p. 13	rektal derece p. 29
275	remissions p. 100	gerileme p. 155
276	resuscitation p. 181	canlandırma p. 267
277	retinas p. 10	retinalar p. 24
278	retrograde amnesia p. 36	geriye dönük hafıza kaybı p. 64
279	ribs p. 6	kaburgalar p. 18
280	right common carotid artery p. 37	sağ ana karotis arter p. 64
281	right coronary artery p. 7	sağ koroner atardamar p. 19
282	right parietal comminuted skull fracture	sağ parietal bölgedeki parçalı kırıklar p. 61
283	right temple p. 38	sağ şakak p. 66
284	right temporal bone p. 38	sağ temporal lob p. 66
285	right ventricle p. 7	sağ karıncık p. 19
286	rigor mortis p. 13	ölüm sertliği p. 28
287	ruptured vessels p. 39	yırtılan damarlar p. 68
288	saggy jowls p. 87	sarkık gıdı p. 137
289	scalp p. 11	kafa derisi p. 25
290	scalpel p. 28	neşter p. 52
291	scalpel p. 6	cerrah bıçağı p. 18
292	scaphoid bone p. 87	skafoid kemik p. 138
293	scar p. 32	yara izi p. 57
294	secondary infections p. 150	ikincil enfeksiyonlar p. 224
295	secondary to [...] p. 219	[...] -e/-a bağlı p. 319
296	secondary to [...] p. 32	[...] -e/-a bağlı olarak gelişen p. 56
297	secretions p. 212	salgı p. 310
298	shallow ulcerations p. 139	yüzeysel ülserler p. 209
299	skin bacteria p. 139	deri bakterisi p. 209
300	skin biopsies p. 140	deri biyopsileri p. 209
301	skin lesions p. 89	deri lezyonu p. 141
302	skull films p. 37	kafatası filmleri p. 65
303	sleep deprivation p. 34	uykusuzluk p. 61
304	slice p. 38	katman p. 67
305	slides p. 140	slaytlar p. 210
306	smallpox p. 82	çiçek hastalığı p. 130
307	soft tissues p. 88	yumuşak dokular p. 138
308	specimen containers p. 39	numune kapları p. 69
309	sperm p. 100	sperm p. 156

**APPENDIX 2: ALL MEDICAL TERMS FOUND IN *THE SINNER***

310	spine films p. 89	omurga filmleri p. 139
311	spine p. 87	omurga p. 137
312	spleen p. 45	dalak p. 77
313	spontaneous remission p. 100	spontan remisyon p. 155
314	staff in the O.R. p. 241	ameliyat ekibi p. 350
315	Staph. Epidermidis p. 139	stafilokok epidermidis p. 209
316	sterile abscesses p. 140	steril çıbanlar p. 209
317	sterile wrappings p. 175	steril bandajlar p. 259
318	sternum p. 30	göğüs kemiği p. 54
319	sternum p. 90	göğüs kemiği p. 141
320	steroid (creams) p. 90	steroidli (krem) p. 142
321	stethoscope p. 36	stetoskop p. 64
322	strands p. 81	lifler p. 129
323	stretcher p. 26	sedye p. 48
324	stroke p. 12	felç p. 27
325	styloid process p. 87	milsli çıkıntı p. 138
326	subcutaneous p. 6	deri altı dokusu p. 18
327	subdural hematoma p. 35	sert zar altında hematom p. 61
328	surgeons p. 241	cerrahlar p. 350
329	surgery p. 35	ameliyat p. 61
330	suture p. 107	cerrahi iplik p. 165
331	syringe caps p. 10	şırınga kapakları p. 24
332	syringes p. 14	şırınga p. 29
333	systemic p. 90	sistemik p. 141
334	systolic BP p. 180	sistolik KB p. 266
335	systolic p. 173	sistolik basınç p. 256
336	systolic p. 180	sistolik p. 266
337	tendons p. 174	tendonlar p. 257
338	tent clinics p. 72	çadır klinikler p. 116
339	tetanus p. 72	tetanos p. 116
340	the flow of blood p. 7	kan akışı p. 19
341	the shortness of breath p. 7	nefes darlığı p. 19
342	thigh p. 80	üst bacak p. 127
343	thighs p. 32	uyluklar p. 57
344	thoracic viscera p. 7	göğüs boşluğundaki iç organlar p. 18
345	thorax p. 87	göğüs kafesi p. 137
346	thrombus p. 7	kan pıhtısı p. 19
347	to be born [...] malformed p. 107	deformasyonla doğmak p. 165
348	to be comatose p. 36	komada olmak p. 63
349	to be elevated p. 35	eleve edilmek p. 61
350	to be gorked out p. 12	beyin hasarına uğramak p. 27
351	to be in surgery p. 14	ameliyatta olmak p. 29
352	to be injected p. 106	enjekte edilmek p. 164
353	to be jaundiced p. 99	sarılık olmak p. 155
354	to be medically stable p. 36	tıbbi açıdan stabil olmak p. 63




**APPENDIX 2: ALL MEDICAL TERMS FOUND IN *THE SINNER***

355	to be on life support p. 176	yaşam destek ünitesine bağlı olmak p. 260
356	to be sutured p. 36	dikiş atılan (yara) p. 63
357	to calcify the costal cartilage of one's ribs p. 39	kaburgaların kostal kıkırdaklarını kireçlendirmek p. 68
358	to close someone up p. 243	dikiş atmak p. 353
359	to collapse one's vertebrae p. 39	omurgayı eğiltmek p. 68
360	to drain p. 35	içini boşaltmak p. 61
361	to give (a) shock p. 181	şok vermek p. 267
362	to have Alzheimer's p. 12	Alzheimer hastası olmak p. 27
363	to insert [...] an endotracheal tube p. 30	soluk borusuna tüp yerleştirmek p. 54
364	to insert IVs p. 30	damar yolu açmak p. 54
365	to keep [someone] intubated p. 243	entübe etmek p. 353
366	to keep [someone] under sedation p. 243	uyutmak p. 353
367	to numb p. 106	uyuşturmak p. 164
368	to order an EEG p. 176	EEG çekilmesini istemek p. 260
369	to regain consciousness p. 36	bilince kavuşmak p. 64
370	to resect [...] for histology p. 7	yapısını incelemek için kesmek p. 19
371	to resect p. 7	kesip çıkarmak p. 18
372	to rule out p. 108	ihtimali ortadan kaldırmak p. 166
373	to take swabs p. 43	doku örneği almak p. 74
374	to unleash a flood of saline p. 174	salin solüsyonu zerk etmek p. 258
375	to withdraw life support p. 178	yaşam destek ünitesinin fişini çekmek p. 262
376	torn vessels p. 38	yırtılan damarlar p. 67
377	torso p. 7	göğüs boşluğu p. 19
378	torso p. 80	gövde p. 127
379	toxicology screen p. 179	toksikoloji taraması p. 264
380	tranquilizers p. 213	sakinleştirici p. 312
381	trauma p. 145	travma p. 217
382	tuberculosis p. 201	tüberküloz p. 295
383	tumor p. 142	tümör p. 214
384	Tylenol p. 112	Tylenol p. 171
385	typhoid p. 75	tifo p. 120
386	ulcer p. 63	ülser p. 103
387	ulcerations p. 139	ülserleşmeler p. 209
388	ulna p. 87	ulna p. 138
389	ultraviolet light therapy p. 90	ultraviyole ışın terapisi p. 142
390	umbilical cord p. 105	göbek kordonu p. 162
391	urine chemistries p. 219	idrar tahlili sonuçları p. 319
392	urticaria p. 179	ürtiker p. 264
393	uterus p. 45	rahim p. 77
394	V tach p. 175	ventriküler taşikardi p. 258

**APPENDIX 2: ALL MEDICAL TERMS FOUND IN *THE SINNER***

395	vaginal canal p. 43	vajinal kanal p. 74
396	vaginal tear p. 43	vajinal yırtık p. 74
397	Valium p. 117	Valium p. 178
398	ventilator p. 173	sunî solunum cihazı p. 256
399	ventilator p. 36	solunum cihazı p. 63
400	ventricular arrhythmia p. 32	ventriküler aritmi p. 56
401	ventricular fibrillation p. 180	ventriküler fibrilasyon p. 266
402	vial p. 106	flakon p. 164
403	vials p. 180	ilaç şişeleri p. 266
404	viral infection p. 139	viral enfeksiyon p. 209
405	vitals p. 180	yaşam bulguları p. 265
406	vitreous fluid p. 14	camsı sıvı p. 29
407	vitreous potassium levels p. 89	göz sıvısındaki potasyum seviyeleri p. 140
408	Waters shot p. 144	Waters grafisi p. 215
409	white cells p. 140	alyuvarlar p. 210
410	white cells p. 7	akyuvarlar p. 19
411	X rays p. 35	röntgen p. 62
412	X rays p. 87	röntgen filmleri p. 137
413	Xylocaine p. 106	Xylocaine p. 164
414	Y incision p. 43	Y kesiği p. 75

### APPENDIX 3: ORIGINALITY REPORT

	<p><b>HACETTEPE UNIVERSITY</b>  <b>GRADUATE SCHOOL OF SOCIAL SCIENCES</b>  <b>MASTER'S THESIS ORIGINALITY REPORT</b></p>
<p><b>HACETTEPE UNIVERSITY</b>  <b>GRADUATE SCHOOL OF SOCIAL SCIENCES</b>  <b>TRANSLATION AND INTERPRETATION DEPARTMENT</b></p>	
<p>Date: 25/06/2019</p>	
<p>Thesis Title : Translation of Medical Terms in Light of Vinay and Darbelnet's Translation Procedures: A Case Study on Medical Thrillers <i>The Apprentice</i> and <i>The Sinner</i> by Tess Gerritsen</p>	
<p>According to the originality report obtained by myself/my thesis advisor by using the Turnitin plagiarism detection software and by applying the filtering options checked below on 25/06/2019 for the total of 163 pages including the a) Title Page, b) Introduction, c) Main Chapters, and d) Conclusion sections of my thesis entitled as above, the similarity index of my thesis is 9%.</p>	
<p>Filtering options applied:</p> <ol style="list-style-type: none"> <li>1. <input checked="" type="checkbox"/> Approval and Declaration sections excluded</li> <li>2. <input checked="" type="checkbox"/> Bibliography/Works Cited excluded</li> <li>3. <input checked="" type="checkbox"/> Quotes excluded</li> <li>4. <input type="checkbox"/> Quotes included</li> <li>5. <input checked="" type="checkbox"/> Match size up to 5 words excluded</li> </ol>	
<p>I declare that I have carefully read Hacettepe University Graduate School of Social Sciences Guidelines for Obtaining and Using Thesis Originality Reports; that according to the maximum similarity index values specified in the Guidelines, my thesis does not include any form of plagiarism; that in any future detection of possible infringement of the regulations I accept all legal responsibility; and that all the information I have provided is correct to the best of my knowledge.</p>	
<p>I respectfully submit this for approval.</p>	
<p><b>Name Surname:</b> Büşra Kurt Uçar</p> <p><b>Student No:</b> N15221404</p> <p><b>Department:</b> Translation and Interpretation</p> <p><b>Program:</b> English Translation and Interpretation Thesis Master's Degree</p>	<p>Date and Signature</p> <p>25/06/2019</p> 
<p><b><u>ADVISOR APPROVAL</u></b></p>	
<p>APPROVED.</p> <p>  Prof. Dr. Asalet Ertan  (Title, Name Surname, Signature)</p>	



**HACETTEPE ÜNİVERSİTESİ**  
**SOSYAL BİLİMLER ENSTİTÜSÜ**  
**YÜKSEK LİSANS TEZ ÇALIŞMASI ORJİNALLİK RAPORU**

**HACETTEPE ÜNİVERSİTESİ**  
**SOSYAL BİLİMLER ENSTİTÜSÜ**  
**MÜTERCİM TERCÜMANLIK ANABİLİM DALI BAŞKANLIĞI'NA**

Tarih: 25/06/2019

Tez Başlığı : Tıbbi Terimlerin Vinay ve Darbelnet'nin Çeviri Yöntemleri Işığında Çevrilmesi: Tess Gerritsen'in *Çırak* ve *Günahkâr* Adlı Tıbbi Gerilim Romanları Üzerine Bir Örnek Olay Çalışması

Yukarıda başlığı gösterilen tez çalışmamın a) Kapak sayfası, b) Giriş, c) Ana bölümler ve d) Sonuç kısımlarından oluşan toplam 163 sayfalık kısmına ilişkin, 25/06/2019 tarihinde şahsım/tez danışmanım tarafından Turnitin adlı intihal tespit programından aşağıda işaretlenmiş filtrelemeler uygulanarak alınmış olan orijinallik raporuna göre, tezin benzerlik oranı % 9'dur.

Uygulanan filtrelemeler:

- 1-  Kabul/Onay ve Bildirim sayfaları hariç
- 2-  Kaynakça hariç
- 3-  Alıntılar hariç
- 4-  Alıntılar dâhil
- 5-  5 kelimedenden daha az örtüşme içeren metin kısımları hariç

Hacettepe Üniversitesi Sosyal Bilimler Enstitüsü Tez Çalışması Orijinallik Raporu Alınması ve Kullanılması Uygulama Esasları'nı inceledim ve bu Uygulama Esasları'nda belirtilen azami benzerlik oranlarına göre tez çalışmamın herhangi bir intihal içermediğini; aksinin tespit edileceği muhtemel durumda doğabilecek her türlü hukuki sorumluluğu kabul ettiğimi ve yukarıda vermiş olduğum bilgilerin doğru olduğunu beyan ederim.

Gereğini saygılarımla arz ederim.

**Adı Soyadı:** Büşra Kurt Uçar  
**Öğrenci No:** N15221404  
**Anabilim Dalı:** Mütercim Tercümanlık Anabilim Dalı  
**Programı:** İngilizce Mütercim Tercümanlık Tezli Yüksek Lisans

Tarih ve İmza

25/06/2019




**DANIŞMAN ONAYI**

UYGUNDUR.

Prof. Dr. Asalet Erten

(Unvan, Ad Soyad, İmza)

## APPENDIX 4: ETHICS BOARD WAIVER FORM

	<b>HACETTEPE UNIVERSITY</b> <b>GRADUATE SCHOOL OF SOCIAL SCIENCES</b> <b>ETHICS BOARD WAIVER FORM FOR THESIS WORK</b>
<b>TO HACETTEPE UNIVERSITY</b> <b>GRADUATE SCHOOL OF SOCIAL SCIENCES</b> <b>DEPARTMENT PRESIDENCY OF TRANSLATION AND INTERPRETATION</b>	
Date: 18/02/2019	
Thesis Title / Topic: Translation of Medical Terms in Light of Vinay and Darbelnet's Translation Procedures: A Case Study on Medical Thrillers <i>The Apprentice</i> and <i>The Sinner</i> by Tess Gerritsen	
My thesis work related to the title/topic above:	
<ol style="list-style-type: none"> <li>1. Does not perform experimentation on animals or people.</li> <li>2. Does not necessitate the use of biological material (blood, urine, biological fluids and samples, etc.).</li> <li>3. Does not involve any interference of the body's integrity.</li> <li>4. Is not based on observational and descriptive research (survey, measures/scales, data scanning, system-model development).</li> </ol>	
I declare, I have carefully read Hacettepe University's Ethics Regulations and the Commission's Guidelines, and in order to proceed with my thesis according to these regulations I do not have to get permission from the Ethics Board for anything; in any infringement of the regulations I accept all legal responsibility and I declare that all the information I have provided is true.	
I respectfully submit this for approval.	
<b>Name Surname:</b> Büşra Kurt Uçar <b>Student No:</b> N15221404 <b>Department:</b> Translation and Interpretation <b>Program:</b> English Translation and Interpretation Thesis Master's Degree Program <b>Status:</b> <input checked="" type="checkbox"/> Masters <input type="checkbox"/> Ph.D. <input type="checkbox"/> Integrated Ph.D.	Date and Signature 18/02/2019 
<b><u>ADVISER COMMENTS AND APPROVAL</u></b>	
Approved  <u>Prof. Dr. Asalet Ertan</u> (Title, Name Surname, Signature)	



**HACETTEPE ÜNİVERSİTESİ**  
**SOSYAL BİLİMLER ENSTİTÜSÜ**  
**TEZ ÇALIŞMASI ETİK KURUL İZİN MUAFİYETİ FORMU**

**HACETTEPE ÜNİVERSİTESİ**  
**SOSYAL BİLİMLER ENSTİTÜSÜ**  
**MÜTERCİM TERCÜMANLIK ANABİLİM DALI BAŞKANLIĞI'NA**

Tarih: 18/02/2019

Tez Başlığı / Konusu: Tıbbi Terimlerin Vinay ve Darbelnet'nin Çeviri Yöntemleri Işığında Çevrilmesi: Tess Gerritsen'in *Çırak* ve *Günahkâr* Adlı Tıbbi Gerilim Romanları Üzerine Bir Örnek Olay Çalışması

Yukarıda başlığı/konusu gösterilen tez çalışmam:

1. İnsan ve hayvan üzerinde deney niteliği taşımamaktadır,
2. Biyolojik materyal (kan, idrar vb. biyolojik sıvılar ve numuneler) kullanılmasını gerektirmemektedir.
3. Beden bütünlüğüne müdahale içermemektedir.
4. Gözlemsel ve betimsel araştırma (anket, ölçek/skala çalışmaları, dosya taramaları, veri kaynakları taraması, sistem-model geliştirme çalışmaları) niteliğinde değildir.

Hacettepe Üniversitesi Etik Kurullar ve Komisyonlarının Yönergelerini inceledim ve bunlara göre tez çalışmamın yürütülebilmesi için herhangi bir Etik Kuruldan izin alınmasına gerek olmadığını; aksi durumda doğabilecek her türlü hukuki sorumluluğu kabul ettiğimi ve yukarıda vermiş olduğum bilgilerin doğru olduğunu beyan ederim.

Gereğini saygılarımla arz ederim.

Tarih ve İmza

**Adı Soyadı:** Büşra Kurt Uçar  
**Öğrenci No:** N15221404  
**Anabilim Dalı:** Mütercim Tercümanlık Anabilim Dalı  
**Programı:** İngilizce Mütercim Tercümanlık Tezli Yüksek Lisans  
**Statüsü:**  Y.Lisans  Doktora  Bütünleşik Dr.

18/02/2019

**DANIŞMAN GÖRÜŞÜ VE ONAYI**

Uygundur  
A.S.  
Prof. Dr. Asalet Erten  
\_\_\_\_\_  
(Unvan, Ad Soyad, İmza)

Telefon: 0-312-2976860

Detaylı Bilgi: <http://www.sosyalbilimler.hacettepe.edu.tr>

Faks: 0-3122992147

E-posta: [sosyalbilimler@hacettepe.edu.tr](mailto:sosyalbilimler@hacettepe.edu.tr)